

# OPEN -- Overall Stage Results

Czech Superleague 2010

Printed srpen 29, 2010 at 15:34



## Stage 1 --

	PTS	TIME	HIT FACTOR	STAGE POINTS	STAGE PERCENT	COMPETITOR # Name
1	77	13,26	5,8069	80,0000	100,00	149 Schneider, Patrik
2	78	13,73	5,6810	78,2649	97,83	124 Kraushofer, Roland
3	74	13,57	5,4532	75,1268	93,91	118 Schneider, Franz
4	79	14,64	5,3962	74,3411	92,93	180 Sera, Martina
5	76	15,20	5,0000	68,8831	86,10	125 Kraushofer, Gabriele
6	74	15,01	4,9300	67,9194	84,90	140 Cislak, Miroslav
7	70	14,53	4,8176	66,3705	82,96	130 Heimerdinger, Steffen
8	57	11,90	4,7899	65,9889	82,49	82 Havlicek, Miroslav
9	71	16,12	4,4045	60,6787	75,85	131 Schoberl, Andreas
10	60	14,14	4,2433	58,4581	73,07	119 Thurner, Helmut
11	54	13,95	3,8710	53,3289	66,66	3 Sustrova, Katerina
12	78	20,35	3,8329	52,8047	66,01	61 Polivka, Vladimir
13	56	15,86	3,5309	48,6438	60,80	40 Kamenicek, Miroslav
14	72	27,73	2,5965	35,7705	44,71	76 Smollich, Dieter
15	52	21,90	2,3744	32,7116	40,89	147 Heller, Jessey
16	59	26,59	2,2189	30,5687	38,21	194 Rataj, Jan
17	61	30,81	1,9799	27,2760	34,10	34 Sebo, Robin
18	0	14,50	0,0000	0,0000	0,00	47 Horejsi, Lenka

## STANDARD -- Overall Stage Results

Czech Superleague 2010

Printed srpen 29, 2010 at 15:34



## Stage 1 --

	PTS	TIME	HIT FACTOR	STAGE POINTS	STAGE PERCENT	COMPETITOR # Name
1	70	14,01	4,9964	80,0000	100,00	185 Marik, Milan "Kaja"
2	77	15,53	4,9581	79,3870	99,23	158 Batki, Gyorgy
3	77	16,53	4,6582	74,5844	93,23	6 Vaclavik, Jaroslav
4	78	17,84	4,3722	70,0051	87,51	86 Lisy, Radovan
5	73	17,03	4,2866	68,6338	85,79	73 Koblasa, Bohumil
6	72	17,45	4,1261	66,0643	82,58	81 Liehne, Jan
7	72	17,46	4,1237	66,0265	82,53	80 Liehne, Irena
8	74	17,98	4,1157	65,8980	82,37	171 Kirchberger, Werner
9	59	14,50	4,0690	65,1499	81,44	87 Podlesak, Roman
10	74	18,21	4,0637	65,0657	81,33	98 Svehla st., Zdenek
11	78	19,21	4,0604	65,0126	81,27	159 Szaszi, Csaba
12	70	17,52	3,9954	63,9726	79,97	33 Dlouha, Helena
13	70	18,24	3,8377	61,4474	76,81	29 Broz, Jiri
14	65	17,60	3,6932	59,1331	73,92	39 Sochan, Jiri
15	64	17,62	3,6322	58,1573	72,70	102 Koblic, Jan
16	59	16,48	3,5801	57,3225	71,65	60 Kubacek, Petr
17	72	20,37	3,5346	56,5941	70,74	24 Batek, Jaroslav
18	66	18,73	3,5238	56,4204	70,53	127 Praschinger, Edgar
19	66	19,36	3,4091	54,5844	68,23	126 Aigner, Michael
20	68	20,07	3,3881	54,2490	67,81	169 Muelhbacher, Hubert
21	68	20,42	3,3301	53,3192	66,65	67 Korecky, Jan
22	68	20,47	3,3219	53,1889	66,49	48 Wilk, Ivo
23	75	22,70	3,3040	52,9012	66,13	56 Wolfsgruber, Horst
24	52	15,81	3,2891	52,6625	65,83	43 Liehne, Zdenek
25	66	20,14	3,2771	52,4704	65,59	66 Wochnik, Michal
26	53	16,49	3,2141	51,4618	64,33	55 Hoermanseder, Klaus
27	67	20,86	3,2119	51,4269	64,28	13 Kunovsky, Lukas
28	66	21,21	3,1117	49,8234	62,28	112 Macoun, Karel
29	70	22,51	3,1097	49,7912	62,24	89 Prostredni, Jan
30	78	25,16	3,1002	49,6380	62,05	128 Aigner, Edeltraut
31	62	20,01	3,0985	49,6106	62,01	68 Cerny, Vaclav
32	60	19,75	3,0380	48,6423	60,80	141 Ecker, Karol
33	68	22,46	3,0276	48,4763	60,60	69 Kotva, Karel
34	76	25,18	3,0183	48,3268	60,41	25 Zakostecky, Frantisek
35	53	17,57	3,0165	48,2986	60,37	152 Pustka, Tomas
36	70	23,92	2,9264	46,8562	58,57	110 Dvorak, Petr
37	66	22,71	2,9062	46,5326	58,17	49 Horejsi, Michaela
38	76	26,47	2,8712	45,9716	57,46	84 Koukal, Lukas
39	68	23,77	2,8607	45,8047	57,26	72 Burzec, Wieslaw
40	70	24,71	2,8329	45,3582	56,70	132 Volesak, Jan
41	64	22,88	2,7972	44,7872	55,98	133 Zeman, Marcel
42	69	24,69	2,7947	44,7464	55,93	71 Noga, Tadeusz
43	62	22,59	2,7446	43,9446	54,93	91 Kotek, Jiri
44	52	19,05	2,7297	43,7057	54,63	189 Grohol, Radim
45	49	18,40	2,6630	42,6391	53,30	90 Prostredni, Jakub
46	56	21,48	2,6071	41,7430	52,18	23 Vltavsky, Miroslav

# STANDARD -- Overall Stage Results

Czech Superleague 2010

Printed srpen 29, 2010 at 15:34



## Stage 1 --

	PTS	TIME	HIT FACTOR	STAGE POINTS	STAGE PERCENT	COMPETITOR # Name
47	62	24,08	2,5748	41,2254	51,53	36 Navratil, Antonin
48	44	17,18	2,5611	41,0072	51,26	135 Braun, Jurgen
49	64	25,77	2,4835	39,7645	49,71	188 Stejskal, Petr
50	55	22,78	2,4144	38,6580	48,32	27 Svrcek, Petr
51	53	23,04	2,3003	36,8318	46,04	114 Disslbacher, Stefan
52	56	24,52	2,2838	36,5677	45,71	16 Nadvornik, Milan
53	51	23,78	2,1447	34,3391	42,92	37 Kasal, Zdenek
54	73	34,78	2,0989	33,6065	42,01	191 Gaweda, Boguslaw
55	68	33,38	2,0371	32,6176	40,77	113 Weissenbacher, Bernhard
56	61	30,92	1,9728	31,5879	39,48	161 Stvanova, Marie
57	38	19,85	1,9144	30,6516	38,31	74 Volhejn, Ladislav
58	72	39,14	1,8396	29,4538	36,82	92 Svrckova, Vera
59	51	28,32	1,8008	28,8341	36,04	93 Dabrowski, Juliusz
60	76	50,03	1,5191	24,3228	30,40	75 Dahlenburg, Hans
61	24	16,92	1,4184	22,7112	28,39	168 Cieselski, Marcin
62	27	19,27	1,4011	22,4343	28,04	190 Kohn, Miroslav
63	27	22,00	1,2273	19,6504	24,56	151 Slunin, Andrej
64	28	37,33	0,7501	12,0096	15,01	26 Benes, Stanislav
65	0	41,93	0,0000	0,0000	0,00	52 Kotrous, Pavel
66	0	6,04	0,0000	0,0000	0,00	184 Simek, Frantisek

# PRODUCTION -- Overall Stage Results

Czech Superleague 2010

Printed srpen 29, 2010 at 15:34



## Stage 1 --

	PTS	TIME	HIT FACTOR	STAGE POINTS	STAGE PERCENT	COMPETITOR # Name
1	78	14,16	5,5085	80,0000	100,00	173 Vinduska, Vaclav
2	74	13,55	5,4613	79,3142	99,14	192 Klekner, Pavel
3	72	13,30	5,4135	78,6212	98,28	17 Vomela, Lukas
4	74	14,41	5,1353	74,5807	93,23	45 Momcilovic, Ljubisa
5	72	14,09	5,1100	74,2130	92,77	164 Sedy, Roman
6	74	14,53	5,0929	73,9647	92,46	35 Zapletal, Miroslav
7	76	15,09	5,0364	73,1447	91,43	197 Schmidt, Tino
8	76	16,43	4,6257	67,1792	83,97	186 Palka, Jan
9	74	16,44	4,5012	65,3715	81,71	148 Hos, Ivan
10	78	17,65	4,4193	64,1813	80,23	58 Stryc, Michael
11	72	16,55	4,3505	63,1820	78,98	106 Meichtry, Markus
12	74	17,30	4,2775	62,1218	77,65	142 Chrastny, Martin
13	78	18,54	4,2071	61,1003	76,38	162 Sciranka, Martin
14	70	16,71	4,1891	60,8387	76,05	97 Svehla ml., Zdenek
15	78	18,86	4,1357	60,0636	75,08	22 Smutny, Petr
16	70	17,03	4,1104	59,6956	74,62	108 Reich, Rolf Dieter
17	70	17,34	4,0369	58,6283	73,29	182 Bindik, Frantisek
18	78	19,45	4,0103	58,2416	72,80	183 Kostak, Jan
19	72	18,29	3,9366	57,1712	71,46	14 Cehelsky, Petr
20	64	16,43	3,8953	56,5719	70,71	54 Baminger, Johann
21	66	17,09	3,8619	56,0868	70,11	139 Pavlik, Jan
22	78	20,28	3,8462	55,8580	69,82	94 Turkova, Eva
23	72	18,75	3,8400	55,7686	69,71	53 Fellner, Walter
24	72	19,00	3,7895	55,0348	68,79	155 Altuna, Denis
25	72	19,77	3,6419	52,8913	66,11	107 Fricker, Claudia
26	66	18,54	3,5599	51,7003	64,63	160 Muller, Milos
27	62	17,43	3,5571	51,6598	64,57	20 Marcinek, Pavel
28	74	20,90	3,5407	51,4214	64,28	95 Kratochvil, Milos
29	60	17,09	3,5108	50,9880	63,73	187 Mysiak, Stefan
30	70	20,14	3,4757	50,4774	63,10	30 Zacek, Milos
31	60	17,48	3,4325	49,8504	62,31	146 Heller, Peter
32	70	21,64	3,2348	46,9785	58,72	179 Nikolaeva, Svetlana
33	72	22,68	3,1746	46,1050	57,63	123 Novotny, Jiri
34	74	23,53	3,1449	45,6739	57,09	18 Manolevski, Michael
35	72	23,29	3,0915	44,8974	56,12	62 Jires, Pavel
36	68	22,35	3,0425	44,1865	55,23	103 Rataj, Zdenek
37	74	24,66	3,0008	43,5810	54,48	153 Bahensky, Michael
38	51	17,76	2,8716	41,7048	52,13	163 Petkova, Kristina
39	61	21,41	2,8491	41,3782	51,72	174 Ruzin, Alexej
40	59	21,51	2,7429	39,8355	49,79	46 Subasic, Snezana
41	70	25,73	2,7206	39,5109	49,39	65 Kovarik, Milan
42	76	28,57	2,6601	38,6333	48,29	104 Pulec, Jan
43	62	24,22	2,5599	37,1772	46,47	150 Kysela, Milos
44	66	26,04	2,5346	36,8096	46,01	96 Havlicek, Zdenek
45	57	22,51	2,5322	36,7755	45,97	129 Malach, Miroslav
46	62	24,51	2,5296	36,7373	45,92	109 Ditzler, Roger

# PRODUCTION -- Overall Stage Results

Czech Superleague 2010

Printed srpen 29, 2010 at 15:34



Stage 1 --

	PTS	TIME	HIT FACTOR	STAGE POINTS	STAGE PERCENT	COMPETITOR # Name
47	47	20,16	2,3313	33,8584	42,32	57 Rehak, Michael
48	70	30,22	2,3163	33,6405	42,05	193 Bibr, Vlastimil
49	54	23,90	2,2594	32,8136	41,02	63 Hedrik, Erich
50	68	30,32	2,2427	32,5715	40,71	15 Nadvornikova, Petra
51	42	20,00	2,1000	30,4985	38,12	105 Cermak, Petr
52	61	32,22	1,8932	27,4956	34,37	176 Andrgeichik, Igor
53	49	26,69	1,8359	26,6628	33,33	136 Eschler, Roland
54	60	43,55	1,3777	20,0088	25,01	175 Komarov, Petr
55	0	15,31	0,0000	0,0000	0,00	120 Dvorak, Marian

# MODIFIED -- Overall Stage Results

Czech Superleague 2010

Printed srpen 29, 2010 at 15:34



Stage 1 --

	PTS	TIME	HIT FACTOR	STAGE POINTS	STAGE PERCENT	COMPETITOR # Name
1	74	12,45	5,9438	80,0000	100,00	5 Henes, Zdenek
2	74	14,60	5,0685	68,2192	85,27	181 Sery, Jiri
3	78	15,65	4,9840	67,0823	83,85	2 Sustr, Milos
4	74	15,48	4,7804	64,3411	80,43	137 Novotny, Marek
5	77	17,36	4,4355	59,6992	74,62	50 Zverina, David
6	55	14,71	3,7390	50,3243	62,91	8 Horinek, Milos
7	71	19,34	3,6711	49,4117	61,76	7 Novak, Lubor
8	74	21,48	3,4451	46,3687	57,96	11 Plzak, Jiri
9	48	15,41	3,1149	41,9243	52,41	4 Helan, Vit
10	74	26,69	2,7726	37,3173	46,65	83 Dadak, Pavel
11	74	28,12	2,6316	35,4196	44,27	42 Dranko, David
12	50	20,52	2,4366	32,7960	40,99	59 Mikula, Jakub
13	47	23,25	2,0215	27,2084	34,01	12 Henes, Zdenek Sen.
14	32	17,73	1,8049	24,2923	30,37	1 Heglas, Jakub
15	50	27,83	1,7966	24,1816	30,23	165 Rehberger, Ivo

# REVOLVER (STANDARD) -- Overall Stage Results

Czech Superleague 2010

Printed srpen 29, 2010 at 15:34



Stage 1 --

	PTS	TIME	HIT FACTOR	STAGE POINTS	STAGE PERCENT	COMPETITOR # Name
1	76	21,10	3,6019	80,0000	100,00	9 Nemecek, Zdenek
2	77	23,53	3,2724	72,6821	90,85	101 Ladic, Tibor
3	73	24,82	2,9412	65,3251	81,66	88 Habrdle st., Oto
4	75	27,19	2,7584	61,2648	76,58	10 Rossl, Karel
5	79	30,74	2,5699	57,0798	71,35	70 Potuckova, Ludmila
6	64	25,13	2,5468	56,5648	70,71	21 Kolar, Milan
7	42	26,65	1,5760	35,0035	43,75	117 Safranek, Lumir

# OPEN -- Overall Stage Results

Czech Superleague 2010

Printed srpen 29, 2010 at 15:34



## Stage 2 --

	PTS	TIME	HIT FACTOR	STAGE POINTS	STAGE PERCENT	COMPETITOR # Name
1	74	7,95	9,3082	80,0000	100,00	34 Sebo, Robin
2	78	10,53	7,4074	63,6637	79,58	118 Schneider, Franz
3	78	10,80	7,2222	62,0721	77,59	149 Schneider, Patrik
4	72	10,13	7,1076	61,0870	76,36	82 Havlicek, Miroslav
5	73	10,51	6,9458	59,6960	74,62	119 Thurner, Helmut
6	77	11,62	6,6265	56,9521	71,19	40 Kamenicek, Miroslav
7	74	11,62	6,3683	54,7332	68,42	3 Sustrova, Katerina
8	73	12,18	5,9934	51,5111	64,39	140 Cislak, Miroslav
9	59	10,35	5,7005	48,9933	61,24	125 Kraushofer, Gabriele
10	76	14,28	5,3221	45,7415	57,18	61 Polivka, Vladimir
11	60	11,41	5,2585	45,1951	56,49	131 Schoberl, Andreas
12	70	13,81	5,0688	43,5642	54,46	130 Heimerdinger, Steffen
13	65	12,93	5,0271	43,2056	54,01	147 Heller, Jessey
14	60	12,95	4,6332	39,8205	49,78	180 Sera, Martina
15	55	12,16	4,5230	38,8736	48,59	47 Horejsi, Lenka
16	50	11,92	4,1946	36,0512	45,06	124 Kraushofer, Roland
17	72	19,10	3,7696	32,3985	40,50	76 Smollich, Dieter
18	32	13,36	2,3952	20,5859	25,73	194 Rataj, Jan

## STANDARD -- Overall Stage Results

Czech Superleague 2010

Printed srpen 29, 2010 at 15:34



## Stage 2 --

	PTS	TIME	HIT FACTOR	STAGE POINTS	STAGE PERCENT	COMPETITOR # Name
1	77	11,76	6,5476	80,0000	100,00	158 Batki, Gyorgy
2	75	12,44	6,0289	73,6627	92,08	43 Liehne, Zdenek
3	70	11,63	6,0189	73,5402	91,93	87 Podlesak, Roman
4	73	12,66	5,7662	70,4524	88,07	102 Koblic, Jan
5	77	14,43	5,3361	65,1975	81,50	159 Szaszi, Csaba
6	74	14,67	5,0443	61,6323	77,04	171 Kirchberger, Werner
7	67	13,32	5,0300	61,4578	76,82	141 Ecker, Karol
8	70	14,39	4,8645	59,4352	74,29	74 Volhejn, Ladislav
9	76	15,65	4,8562	59,3343	74,17	33 Dlouha, Helena
10	62	12,81	4,8400	59,1356	73,92	81 Liehne, Jan
11	73	15,27	4,7806	58,4104	73,01	184 Simek, Frantisek
12	76	16,10	4,7205	57,6759	72,09	168 Cieselski, Marcin
13	61	13,03	4,6815	57,1995	71,50	73 Koblasa, Bohumil
14	66	14,65	4,5051	55,0444	68,81	25 Zakostecky, Frantisek
15	74	16,74	4,4205	54,0111	67,51	67 Korecky, Jan
16	75	17,06	4,3962	53,7142	67,14	191 Gaweda, Boguslaw
17	70	16,63	4,2093	51,4295	64,29	80 Liehne, Irena
18	57	13,81	4,1274	50,4299	63,04	189 Grohol, Radim
19	49	12,17	4,0263	49,1940	61,49	135 Braun, Jurgen
20	53	13,19	4,0182	49,0950	61,37	127 Praschinger, Edgar
21	72	18,36	3,9216	47,9144	59,89	132 Volesak, Jan
22	62	15,89	3,9018	47,6732	59,59	60 Kubacek, Petr
23	39	10,08	3,8690	47,2727	59,09	185 Marik, Milan "Kaja"
24	70	18,35	3,8147	46,6089	58,26	133 Zeman, Marcel
25	76	20,32	3,7402	45,6979	57,12	56 Wolfsgrubner, Horst
26	47	12,60	3,7302	45,5758	56,97	6 Vaclavik, Jaroslav
27	64	17,35	3,6888	45,0700	56,34	90 Prostedni, Jakub
28	53	14,48	3,6602	44,7212	55,90	110 Dvorak, Petr
29	56	15,32	3,6554	44,6618	55,83	151 Slunin, Andrej
30	56	16,18	3,4611	42,2879	52,86	49 Horejsi, Michaela
31	76	22,17	3,4281	41,8846	52,36	91 Kotek, Jiri
32	62	18,15	3,4160	41,7370	52,17	69 Kotva, Karel
33	53	16,03	3,3063	40,3970	50,50	112 Macoun, Karel
34	56	17,17	3,2615	39,8496	49,81	68 Cerny, Vaclav
35	62	19,97	3,1047	37,9333	47,42	24 Batek, Jaroslav
36	44	14,22	3,0942	37,8059	47,26	86 Lisy, Radovan
37	60	19,42	3,0896	37,7493	47,19	23 Vltavsky, Miroslav
38	72	23,73	3,0341	37,0716	46,34	84 Koukal, Lukas
39	62	20,72	2,9923	36,5602	45,70	71 Noga, Tadeusz
40	44	14,77	2,9790	36,3981	45,50	55 Hoermanseder, Klaus
41	45	15,42	2,9183	35,6562	44,57	126 Aigner, Michael
42	42	14,43	2,9106	35,5623	44,45	39 Sochan, Jiri
43	57	20,44	2,7886	34,0722	42,59	37 Kasal, Zdenek
44	49	17,64	2,7778	33,9394	42,42	36 Navratil, Antonin
45	45	16,64	2,7043	33,0420	41,30	188 Stejskal, Petr
46	47	18,40	2,5543	31,2095	39,01	16 Nadvornik, Milan

## STANDARD -- Overall Stage Results

Czech Superleague 2010

Printed srpen 29, 2010 at 15:34



## Stage 2 --

	PTS	TIME	HIT FACTOR	STAGE POINTS	STAGE PERCENT	COMPETITOR # Name
47	45	18,22	2,4698	30,1766	37,72	93 Dabrowski, Juliusz
48	43	17,96	2,3942	29,2529	36,57	169 Muelhbacher, Hubert
49	51	21,40	2,3832	29,1181	36,40	114 Disslbacher, Stefan
50	65	28,76	2,2601	27,6141	34,52	72 Burzec, Wieslaw
51	61	27,64	2,2069	26,9649	33,71	113 Weissenbacher, Bernhard
52	29	13,86	2,0924	25,5647	31,96	152 Pustka, Tomas
53	53	25,58	2,0719	25,3152	31,64	52 Kotrous, Pavel
54	32	16,23	1,9717	24,0901	30,11	48 Wilk, Ivo
55	28	14,99	1,8679	22,8225	28,53	29 Broz, Jiri
56	31	16,70	1,8563	22,6805	28,35	26 Benes, Stanislav
57	43	23,56	1,8251	22,2997	27,87	92 Svrckova, Vera
58	45	27,10	1,6605	20,2885	25,36	98 Svehla st., Zdenek
59	23	16,01	1,4366	17,5527	21,94	13 Kunovsky, Lukas
60	18	15,97	1,1271	13,7713	17,21	66 Wochnik, Michal
61	18	20,22	0,8902	10,8767	13,60	190 Kohn, Miroslav
62	28	44,83	0,6246	7,6313	9,54	75 Dahlenburg, Hans
63	8	21,32	0,3752	4,5847	5,73	128 Aigner, Edeltraut
64	5	19,22	0,2601	3,1785	3,97	89 Prostredni, Jan
65	5	23,00	0,2174	2,6561	3,32	161 Stvanova, Marie
66	0	17,69	0,0000	0,0000	0,00	27 Svrcek, Petr

# PRODUCTION -- Overall Stage Results

Czech Superleague 2010

Printed srpen 29, 2010 at 15:34



## Stage 2 --

	PTS	TIME	HIT FACTOR	STAGE POINTS	STAGE PERCENT	COMPETITOR # Name
1	74	12,00	6,1667	80,0000	100,00	197 Schmidt, Tino
2	72	12,06	5,9701	77,4506	96,81	192 Klekner, Pavel
3	57	10,10	5,6436	73,2138	91,52	45 Momcilovic, Ljubisa
4	72	12,80	5,6250	72,9730	91,22	35 Zapletal, Miroslav
5	78	14,50	5,3793	69,7856	87,23	54 Baminger, Johann
6	62	11,80	5,2542	68,1631	85,20	22 Smutny, Petr
7	72	13,83	5,2061	67,5383	84,42	160 Muller, Milos
8	64	13,03	4,9117	63,7199	79,65	164 Sedy, Roman
9	74	15,32	4,8303	62,6632	78,33	183 Kostak, Jan
10	66	13,78	4,7896	62,1347	77,67	162 Sciranka, Martin
11	68	14,34	4,7420	61,5176	76,90	182 Bindik, Frantisek
12	64	13,52	4,7337	61,4105	76,76	155 Altuna, Denis
13	70	14,95	4,6823	60,7430	75,93	58 Stryc, Michael
14	70	14,98	4,6729	60,6214	75,78	187 Mysiak, Stefan
15	59	12,68	4,6530	60,3632	75,45	97 Svehla ml., Zdenek
16	66	14,22	4,6414	60,2121	75,27	53 Fellner, Walter
17	60	13,21	4,5420	58,9234	73,65	108 Reich, Rolf Dieter
18	70	15,43	4,5366	58,8534	73,57	57 Rehak, Michael
19	66	15,46	4,2691	55,3827	69,23	94 Turkova, Eva
20	70	16,64	4,2067	54,5738	68,22	174 Ruzin, Alexej
21	70	16,70	4,1916	54,3777	67,97	163 Petkova, Kristina
22	49	11,71	4,1845	54,2849	67,86	148 Hos, Ivan
23	51	12,47	4,0898	53,0571	66,32	186 Palka, Jan
24	51	12,49	4,0833	52,9721	66,22	139 Pavlik, Jan
25	53	13,44	3,9435	51,1583	63,95	14 Cehelsky, Petr
26	47	11,95	3,9331	51,0234	63,78	173 Vinduska, Vaclav
27	62	15,79	3,9265	50,9388	63,67	20 Marcinek, Pavel
28	70	18,40	3,8043	49,3537	61,69	153 Bahensky, Michael
29	68	19,42	3,5015	45,4254	56,78	123 Novotny, Jiri
30	53	15,46	3,4282	44,4740	55,59	109 Ditzler, Roger
31	42	12,43	3,3789	43,8347	54,79	142 Chrastny, Martin
32	42	12,84	3,2710	42,4350	53,04	146 Heller, Peter
33	64	20,35	3,1450	40,7995	51,00	63 Hedrik, Erich
34	47	15,25	3,0820	39,9823	49,98	120 Dvorak, Marian
35	55	17,93	3,0675	39,7944	49,74	30 Zacek, Milos
36	45	14,96	3,0080	39,0230	48,78	106 Meichtry, Markus
37	56	18,83	2,9740	38,5813	48,23	129 Malach, Miroslav
38	51	17,30	2,9480	38,2440	47,81	18 Manolevski, Michael
39	51	18,33	2,7823	36,0950	45,12	150 Kysela, Milos
40	53	19,19	2,7619	35,8295	44,79	103 Rataj, Zdenek
41	56	20,37	2,7491	35,6645	44,58	62 Jires, Pavel
42	40	14,63	2,7341	35,4695	44,34	17 Vomela, Lukas
43	49	18,69	2,6217	34,0115	42,51	136 Eschler, Roland
44	38	14,73	2,5798	33,4673	41,83	105 Cermak, Petr
45	55	22,20	2,4775	32,1403	40,18	46 Subasic, Snezana
46	47	21,38	2,1983	28,5187	35,65	96 Havlicek, Zdenek

# PRODUCTION -- Overall Stage Results

Czech Superleague 2010

Printed srpen 29, 2010 at 15:34



Stage 2 --

	PTS	TIME	HIT FACTOR	STAGE POINTS	STAGE PERCENT	COMPETITOR # Name
47	55	27,47	2,0022	25,9743	32,47	15 Nadvornikova, Petra
48	29	15,97	1,8159	23,5577	29,45	179 Nikolaeva, Svetlana
49	45	26,80	1,6791	21,7830	27,23	65 Kovarik, Milan
50	32	19,76	1,6194	21,0089	26,26	107 Fricker, Claudia
51	37	24,58	1,5053	19,5281	24,41	193 Bibr, Vlastimil
52	23	17,40	1,3218	17,1482	21,44	95 Kratochvil, Milos
53	27	23,06	1,1709	15,1895	18,99	176 Andrgeichik, Igor
54	21	18,25	1,1507	14,9278	18,66	104 Pulec, Jan
55	20	31,04	0,6443	8,3589	10,45	175 Komarov, Petr

# MODIFIED -- Overall Stage Results

Czech Superleague 2010

Printed srpen 29, 2010 at 15:34



## Stage 2 --

	PTS	TIME	HIT FACTOR	STAGE POINTS	STAGE PERCENT	COMPETITOR # Name
1	67	9,00	7,4444	80,0000	100,00	5 Henes, Zdenek
2	62	10,28	6,0311	64,8121	81,02	2 Sustr, Milos
3	73	12,21	5,9787	64,2488	80,31	137 Novotny, Marek
4	77	13,61	5,6576	60,7981	76,00	181 Sery, Jiri
5	65	12,00	5,4167	58,2090	72,76	1 Heglas, Jakub
6	53	11,37	4,6614	50,0925	62,62	59 Mikula, Jakub
7	57	12,70	4,4882	48,2313	60,29	7 Novak, Lubor
8	60	14,06	4,2674	45,8589	57,32	50 Zverina, David
9	75	18,06	4,1528	44,6274	55,78	83 Dadak, Pavel
10	44	10,72	4,1045	44,1078	55,13	8 Horinek, Milos
11	69	16,86	4,0925	43,9794	54,97	11 Plzak, Jiri
12	61	17,07	3,5735	38,4020	48,00	12 Henes, Zdenek Sen.
13	36	11,30	3,1858	34,2359	42,79	4 Helan, Vit
14	55	24,73	2,2240	23,8999	29,87	165 Rehberger, Ivo
15	4	17,59	0,2274	2,4437	3,05	42 Dranko, David

# REVOLVER (STANDARD) -- Overall Stage Results

Czech Superleague 2010

Printed srpen 29, 2010 at 15:34



Stage 2 --

	PTS	TIME	HIT FACTOR	STAGE POINTS	STAGE PERCENT	COMPETITOR # Name
1	56	11,19	5,0045	80,0000	100,00	10 Rosl, Karel
2	71	17,73	4,0045	64,0150	80,02	9 Nemecek, Zdenek
3	59	17,44	3,3830	54,0801	67,60	101 Ladic, Tibor
4	53	21,94	2,4157	38,6164	48,27	88 Habrdle st., Oto
5	38	23,54	1,6143	25,8053	32,26	21 Kolar, Milan
6	45	33,69	1,3357	21,3522	26,69	70 Potuckova, Ludmila
7	24	21,07	1,1391	18,2087	22,76	117 Safranek, Lumir

# OPEN -- Overall Stage Results

Czech Superleague 2010

Printed srpen 29, 2010 at 15:34



## Stage 3 --

	PTS	TIME	HIT FACTOR	STAGE POINTS	STAGE PERCENT	COMPETITOR # Name
1	77	9,61	8,0125	80,0000	100,00	82 Havlicek, Miroslav
2	78	9,84	7,9268	79,1448	98,93	149 Schneider, Patrik
3	78	10,76	7,2491	72,3777	90,47	118 Schneider, Franz
4	80	11,06	7,2333	72,2200	90,28	34 Sebo, Robin
5	80	11,46	6,9808	69,6992	87,12	40 Kamenicek, Miroslav
6	78	11,77	6,6270	66,1669	82,71	125 Kraushofer, Gabriele
7	75	11,48	6,5331	65,2292	81,54	47 Horejsi, Lenka
8	78	12,36	6,3107	63,0084	78,76	124 Kraushofer, Roland
9	74	11,81	6,2659	62,5611	78,20	130 Heimerdinger, Steffen
10	76	12,90	5,8915	58,8229	73,53	3 Sustrova, Katerina
11	74	12,64	5,8544	58,4531	73,07	131 Schoberl, Andreas
12	79	13,93	5,6712	56,6237	70,78	147 Heller, Jessey
13	76	13,96	5,4441	54,3564	67,95	194 Rataj, Jan
14	76	16,46	4,6173	46,1006	57,63	180 Sera, Martina
15	76	16,99	4,4732	44,6625	55,83	61 Polivka, Vladimir
16	75	19,28	3,8900	38,8398	48,55	119 Thurner, Helmut
17	60	17,45	3,4384	34,3304	42,91	140 Cislak, Miroslav
18	71	38,17	1,8601	18,5720	23,22	76 Smollich, Dieter

# STANDARD -- Overall Stage Results

Czech Superleague 2010

Printed srpen 29, 2010 at 15:34



## Stage 3 --

	PTS	TIME	HIT FACTOR	STAGE POINTS	STAGE PERCENT	COMPETITOR # Name
1	78	11,16	6,9892	80,0000	100,00	43 Liehne, Zdenek
2	76	11,85	6,4135	73,4099	91,76	158 Batki, Gyorgy
3	76	12,27	6,1940	70,8971	88,62	60 Kubacek, Petr
4	79	12,97	6,0910	69,7183	87,15	168 Cieselski, Marcin
5	77	12,94	5,9505	68,1108	85,14	55 Hoermanseder, Klaus
6	78	13,15	5,9316	67,8935	84,87	87 Podlesak, Roman
7	70	11,86	5,9022	67,5574	84,45	81 Liehne, Jan
8	78	13,22	5,9002	67,5340	84,42	86 Lisy, Radovan
9	78	14,36	5,4318	62,1727	77,72	80 Liehne, Irena
10	76	14,03	5,4170	62,0034	77,50	73 Koblasa, Bohumil
11	77	14,26	5,3997	61,8060	77,26	68 Cerny, Vaclav
12	76	14,40	5,2778	60,4103	75,51	25 Zakostelecky, Frantisek
13	74	14,24	5,1966	59,4814	74,35	6 Vaclavik, Jaroslav
14	69	13,29	5,1919	59,4270	74,28	13 Kunovsky, Lukas
15	76	14,65	5,1877	59,3794	74,22	36 Navratil, Antonin
16	77	15,12	5,0926	58,2906	72,86	39 Sochan, Jiri
17	74	14,55	5,0859	58,2141	72,77	189 Grohol, Radim
18	76	15,00	5,0667	57,9938	72,49	33 Dlouha, Helena
19	73	14,56	5,0137	57,3880	71,73	171 Kirchberger, Werner
20	72	14,50	4,9655	56,8361	71,05	90 Prostedni, Jakob
21	77	15,54	4,9550	56,7152	70,89	135 Braun, Jurgen
22	74	15,26	4,8493	55,5056	69,38	98 Svehla st., Zdenek
23	76	15,80	4,8101	55,0574	68,82	169 Muelhbacher, Hubert
24	70	14,61	4,7912	54,8413	68,55	151 Slunin, Andrej
25	70	14,84	4,7170	53,9913	67,49	24 Batek, Jaroslav
26	76	16,12	4,7146	53,9645	67,46	69 Kotva, Karel
27	71	15,19	4,6741	53,5008	66,88	27 Svrcek, Petr
28	75	16,05	4,6729	53,4867	66,86	141 Ecker, Karol
29	66	14,59	4,5236	51,7784	64,72	49 Horejsi, Michaela
30	70	15,49	4,5190	51,7257	64,66	48 Wilk, Ivo
31	72	16,00	4,5000	51,5077	64,38	72 Burzec, Wieslaw
32	70	15,65	4,4728	51,1969	64,00	93 Dabrowski, Juliusz
33	75	16,99	4,4144	50,5275	63,16	127 Praschinger, Edgar
34	80	18,22	4,3908	50,2575	62,82	110 Dvorak, Petr
35	57	13,19	4,3215	49,4640	61,83	67 Korecky, Jan
36	76	18,26	4,1621	47,6401	59,55	190 Kohn, Miroslav
37	73	17,66	4,1336	47,3142	59,14	152 Pustka, Tomas
38	68	16,68	4,0767	46,6630	58,33	112 Macoun, Karel
39	80	19,74	4,0527	46,3877	57,98	56 Wolfsgruber, Horst
40	64	15,91	4,0226	46,0436	57,55	74 Volhejn, Ladislav
41	80	20,18	3,9643	45,3762	56,72	114 Disslbacher, Stefan
42	63	16,07	3,9203	44,8729	56,09	126 Aigner, Michael
43	61	15,62	3,9052	44,7001	55,88	159 Szaszi, Csaba
44	75	19,46	3,8541	44,1142	55,14	91 Kotek, Jiri
45	76	19,76	3,8462	44,0237	55,03	84 Koukal, Lukas
46	76	20,03	3,7943	43,4302	54,29	132 Volesak, Jan

# STANDARD -- Overall Stage Results

Czech Superleague 2010

Printed srpen 29, 2010 at 15:34



## Stage 3 --

	PTS	TIME	HIT FACTOR	STAGE POINTS	STAGE PERCENT	COMPETITOR # Name
47	45	12,08	3,7252	42,6388	53,30	185 Marik, Milan "Kaja"
48	73	19,74	3,6981	42,3287	52,91	71 Noga, Tadeusz
49	70	19,07	3,6707	42,0152	52,52	23 Vltavsky, Miroslav
50	71	19,95	3,5589	40,7357	50,92	191 Gaweda, Boguslaw
51	66	19,13	3,4501	39,4901	49,36	184 Simek, Frantisek
52	70	20,33	3,4432	39,4113	49,26	188 Stejskal, Petr
53	59	17,16	3,4382	39,3545	49,19	133 Zeman, Marcel
54	51	15,31	3,3312	38,1289	47,66	102 Koblic, Jan
55	56	17,61	3,1800	36,3989	45,50	66 Wochnik, Michal
56	60	19,44	3,0864	35,3276	44,16	52 Kotrous, Pavel
57	60	19,92	3,0120	34,4764	43,10	89 Prostredni, Jan
58	77	25,89	2,9741	34,0423	42,55	128 Aigner, Edeltraut
59	66	23,87	2,7650	31,6484	39,56	37 Kasal, Zdenek
60	66	25,12	2,6274	30,0735	37,59	16 Nadvornik, Milan
61	66	27,93	2,3631	27,0478	33,81	161 Stvanova, Marie
62	39	19,12	2,0397	23,3473	29,18	29 Broz, Jiri
63	63	36,51	1,7256	19,7510	24,69	113 Weissenbacher, Bernhard
64	32	26,17	1,2228	13,9961	17,50	26 Benes, Stanislav
65	51	44,56	1,1445	13,1004	16,38	92 Svrckova, Vera
66	42	44,23	0,9496	10,8691	13,59	75 Dahlenburg, Hans

# PRODUCTION -- Overall Stage Results

Czech Superleague 2010

Printed srpen 29, 2010 at 15:34



## Stage 3 --

	PTS	TIME	HIT FACTOR	STAGE POINTS	STAGE PERCENT	COMPETITOR # Name
1	76	10,34	7,3501	80,0000	100,00	45 Momcilovic, Ljubisa
2	78	10,95	7,1233	77,5314	96,91	197 Schmidt, Tino
3	76	11,09	6,8530	74,5897	93,24	35 Zapletal, Miroslav
4	76	11,32	6,7138	73,0742	91,34	155 Altuna, Denis
5	78	11,90	6,5546	71,3419	89,18	58 Stryc, Michael
6	78	12,33	6,3260	68,8539	86,07	187 Mysiak, Stefan
7	72	11,54	6,2392	67,9084	84,89	160 Muller, Milos
8	70	11,44	6,1189	66,5992	83,25	173 Vinduska, Vaclav
9	70	11,47	6,1029	66,4250	83,03	97 Svehla ml., Zdenek
10	76	12,49	6,0849	66,2290	82,79	182 Bindik, Frantisek
11	74	12,71	5,8222	63,3699	79,21	192 Klekner, Pavel
12	72	12,44	5,7878	62,9954	78,74	146 Heller, Peter
13	74	12,93	5,7231	62,2917	77,86	20 Marcinek, Pavel
14	74	13,17	5,6188	61,1565	76,45	14 Cehelsky, Petr
15	74	13,85	5,3430	58,1539	72,69	108 Reich, Rolf Dieter
16	74	13,93	5,3123	57,8199	72,27	186 Palka, Jan
17	72	13,60	5,2941	57,6223	72,03	142 Chrastny, Martin
18	78	14,74	5,2917	57,5962	72,00	22 Smutny, Petr
19	70	13,57	5,1584	56,1455	70,18	163 Petkova, Kristina
20	70	13,60	5,1471	56,0217	70,03	120 Dvorak, Marian
21	72	14,09	5,1100	55,6184	69,52	17 Vomela, Lukas
22	80	15,84	5,0505	54,9708	68,71	94 Turkova, Eva
23	74	14,75	5,0169	54,6055	68,26	95 Kratochvil, Milos
24	78	15,56	5,0129	54,5610	68,20	46 Subasic, Snezana
25	76	15,29	4,9706	54,1007	67,63	30 Zacek, Milos
26	70	14,22	4,9226	53,5791	66,97	148 Hos, Ivan
27	70	14,31	4,8917	53,2421	66,55	164 Sedy, Roman
28	78	16,08	4,8507	52,7965	66,00	153 Bahensky, Michael
29	72	15,23	4,7275	51,4552	64,32	162 Sciranka, Martin
30	70	14,83	4,7202	51,3752	64,22	62 Jires, Pavel
31	61	13,05	4,6743	50,8764	63,60	139 Pavlik, Jan
32	72	15,45	4,6602	50,7225	63,40	105 Cermak, Petr
33	76	16,59	4,5811	49,8614	62,33	150 Kysela, Milos
34	72	15,76	4,5685	49,7248	62,16	174 Ruzin, Alexej
35	68	15,39	4,4185	48,0914	60,11	53 Fellner, Walter
36	72	16,31	4,4145	48,0480	60,06	57 Rehak, Michael
37	72	16,53	4,3557	47,4085	59,26	179 Nikolaeva, Svetlana
38	70	16,14	4,3371	47,2054	59,01	18 Manolevski, Michael
39	66	16,32	4,0441	44,0170	55,02	54 Baminger, Johann
40	64	15,92	4,0201	43,7556	54,69	63 Hedrik, Erich
41	78	20,20	3,8614	42,0281	52,54	123 Novotny, Jiri
42	76	19,70	3,8579	41,9898	52,49	103 Rataj, Zdenek
43	74	20,47	3,6150	39,3469	49,18	96 Havlicek, Zdenek
44	45	12,74	3,5322	38,4450	48,06	106 Meichtry, Markus
45	70	20,68	3,3849	36,8421	46,05	109 Ditzler, Roger
46	70	21,27	3,2910	35,8202	44,78	107 Fricker, Claudia

# PRODUCTION -- Overall Stage Results

Czech Superleague 2010

Printed srpen 29, 2010 at 15:34



Stage 3 --

	PTS	TIME	HIT FACTOR	STAGE POINTS	STAGE PERCENT	COMPETITOR # Name
47	76	25,69	2,9583	32,1993	40,25	136 Eschler, Roland
48	72	26,63	2,7037	29,4278	36,78	104 Pulec, Jan
49	78	31,03	2,5137	27,3596	34,20	176 Andrgeichik, Igor
50	70	29,01	2,4130	26,2632	32,83	15 Nadvornikova, Petra
51	45	18,93	2,3772	25,8737	32,34	183 Kostak, Jan
52	78	36,08	2,1619	23,5302	29,41	175 Komarov, Petr
53	53	25,96	2,0416	22,2212	27,78	193 Bibr, Vlastimil
54	48	25,71	1,8670	20,3206	25,40	65 Kovarik, Milan
55	26	15,46	1,6818	18,3046	22,88	129 Malach, Miroslav

# MODIFIED -- Overall Stage Results

Czech Superleague 2010

Printed srpen 29, 2010 at 15:34



## Stage 3 --

	PTS	TIME	HIT FACTOR	STAGE POINTS	STAGE PERCENT	COMPETITOR # Name
1	77	8,78	8,7699	80,0000	100,00	5 Henes, Zdenek
2	76	10,89	6,9789	63,6619	79,58	4 Helan, Vit
3	74	11,08	6,6787	60,9236	76,15	59 Mikula, Jakub
4	79	11,85	6,6667	60,8139	76,02	7 Novak, Lubor
5	78	12,52	6,2300	56,8308	71,04	181 Sery, Jiri
6	73	11,87	6,1500	56,1004	70,13	8 Horinek, Milos
7	77	13,50	5,7037	52,0296	65,04	50 Zverina, David
8	73	12,83	5,6898	51,9027	64,88	1 Heglas, Jakub
9	79	14,99	5,2702	48,0750	60,09	2 Sustr, Milos
10	78	16,50	4,7273	43,1226	53,90	83 Dadak, Pavel
11	59	13,52	4,3639	39,8079	49,76	137 Novotny, Marek
12	72	18,51	3,8898	35,4830	44,35	165 Rehberger, Ivo
13	76	21,28	3,5714	32,5788	40,72	12 Henes, Zdenek Sen.
14	64	21,07	3,0375	27,7083	34,64	11 Plzak, Jiri
15	75	25,58	2,9320	26,7457	33,43	42 Dranko, David

# REVOLVER (STANDARD) -- Overall Stage Results

Czech Superleague 2010

Printed srpen 29, 2010 at 15:34




Stage 3 --

	PTS	TIME	HIT FACTOR	STAGE POINTS	STAGE PERCENT	COMPETITOR # Name
1	77	18,12	4,2494	80,0000	100,00	9 Nemecek, Zdenek
2	74	18,43	4,0152	75,5899	94,49	117 Safranek, Lumir
3	77	21,49	3,5831	67,4546	84,32	10 Rossl, Karel
4	75	21,09	3,5562	66,9487	83,69	101 Ladic, Tibor
5	67	19,42	3,4501	64,9506	81,19	21 Kolar, Milan
6	71	22,61	3,1402	59,1174	73,90	88 Habrdle st., Oto
7	79	27,40	2,8832	54,2793	67,85	70 Potuckova, Ludmila

# OPEN -- Overall Stage Results

Czech Superleague 2010

Printed srpen 29, 2010 at 15:34



## Stage 4 --

	PTS	TIME	HIT FACTOR	STAGE POINTS	STAGE PERCENT	COMPETITOR # Name
1	154	23,53	6,5448	160,0000	100,00	82 Havlicek, Miroslav
2	152	25,19	6,0341	147,5151	92,20	34 Sebo, Robin
3	152	25,70	5,9144	144,5878	90,37	149 Schneider, Patrik
4	149	25,84	5,7663	140,9662	88,10	118 Schneider, Franz
5	149	26,98	5,5226	135,0099	84,38	119 Thurner, Helmut
6	154	28,52	5,3997	132,0056	82,50	40 Kamenicek, Miroslav
7	155	30,07	5,1546	126,0142	78,76	47 Horejsi, Lenka
8	154	30,87	4,9887	121,9566	76,22	124 Kraushofer, Roland
9	152	31,70	4,7950	117,2210	73,26	131 Schoberl, Andreas
10	156	32,55	4,7926	117,1642	73,23	130 Heimerdinger, Steffen
11	153	32,05	4,7738	116,7037	72,94	125 Kraushofer, Gabriele
12	140	29,69	4,7154	115,2760	72,05	147 Heller, Jessey
13	151	35,72	4,2273	103,3443	64,59	194 Rataj, Jan
14	152	36,58	4,1553	101,5830	63,49	140 Cislak, Miroslav
15	159	39,01	4,0759	99,6420	62,28	180 Sera, Martina
16	156	39,14	3,9857	97,4372	60,90	3 Sustrova, Katerina
17	148	37,48	3,9488	96,5347	60,33	61 Polivka, Vladimir
18	154	52,42	2,9378	71,8199	44,89	76 Smollich, Dieter

# STANDARD -- Overall Stage Results

Czech Superleague 2010

Printed srpen 29, 2010 at 15:34



## Stage 4 --

	PTS	TIME	HIT FACTOR	STAGE POINTS	STAGE PERCENT	COMPETITOR # Name
1	155	29,47	5,2596	160,0000	100,00	158 Batki, Gyorgy
2	143	28,69	4,9843	151,6261	94,77	43 Liehne, Zdenek
3	146	30,11	4,8489	147,5063	92,19	87 Podlesak, Roman
4	152	32,20	4,7205	143,6006	89,75	81 Liehne, Jan
5	155	34,28	4,5216	137,5496	85,97	39 Sochan, Jiri
6	137	30,62	4,4742	136,1080	85,07	6 Vaclavik, Jaroslav
7	138	31,95	4,3192	131,3943	82,12	168 Cieselski, Marcin
8	148	34,32	4,3124	131,1846	81,99	151 Slunin, Andrej
9	150	35,01	4,2845	130,3370	81,46	13 Kunovsky, Lukas
10	145	33,87	4,2811	130,2330	81,40	73 Koblasa, Bohumil
11	150	35,40	4,2373	128,9010	80,56	80 Liehne, Irena
12	140	33,25	4,2105	128,0869	80,05	33 Dlouha, Helena
13	149	35,55	4,1913	127,5014	79,69	68 Cerny, Vaclav
14	152	36,34	4,1827	127,2410	79,53	135 Braun, Jurgen
15	148	36,00	4,1111	125,0627	78,16	159 Szaszi, Csaba
16	149	36,27	4,1081	124,9704	78,11	60 Kubacek, Petr
17	153	37,40	4,0909	124,4481	77,78	141 Ecker, Karol
18	142	35,03	4,0537	123,3152	77,07	49 Horejsi, Michaela
19	150	37,07	4,0464	123,0941	76,93	110 Dvorak, Petr
20	149	36,99	4,0281	122,5379	76,59	126 Aigner, Michael
21	146	36,68	3,9804	121,0854	75,68	29 Broz, Jiri
22	146	36,93	3,9534	120,2657	75,17	112 Macoun, Karel
23	127	32,57	3,8993	118,6190	74,14	185 Marik, Milan "Kaja"
24	148	38,30	3,8642	117,5524	73,47	67 Korecky, Jan
25	148	38,83	3,8115	115,9479	72,47	102 Koblic, Jan
26	150	39,43	3,8042	115,7265	72,33	127 Praschinger, Edgar
27	142	37,34	3,8029	115,6864	72,30	189 Grohol, Radim
28	151	39,78	3,7959	115,4730	72,17	171 Kirchberger, Werner
29	138	36,74	3,7561	114,2637	71,41	90 Prostredni, Jakub
30	134	36,48	3,6732	111,7425	69,84	86 Lisy, Radovan
31	146	41,23	3,5411	107,7229	67,33	114 Disslbacher, Stefan
32	144	40,82	3,5277	107,3144	67,07	48 Wilk, Ivo
33	144	40,98	3,5139	106,8954	66,81	36 Navratil, Antonin
34	152	43,61	3,4854	106,0293	66,27	98 Svehla st., Zdenek
35	140	40,47	3,4594	105,2357	65,77	89 Prostredni, Jan
36	152	44,18	3,4405	104,6613	65,41	152 Pustka, Tomas
37	152	45,33	3,3532	102,0061	63,75	191 Gaweda, Boguslaw
38	146	43,58	3,3502	101,9141	63,70	25 Zakostelecky, Frantisek
39	155	46,61	3,3255	101,1628	63,23	169 Muelhbacher, Hubert
40	142	42,89	3,3108	100,7165	62,95	133 Zeman, Marcel
41	148	45,21	3,2736	99,5854	62,24	84 Koukal, Lukas
42	122	37,48	3,2551	99,0213	61,89	55 Hoermanseder, Klaus
43	142	44,11	3,2192	97,9309	61,21	23 Vltavsky, Miroslav
44	155	48,83	3,1743	96,5636	60,35	56 Wolfsgruber, Horst
45	141	44,51	3,1678	96,3674	60,23	184 Simek, Frantisek
46	151	48,53	3,1115	94,6532	59,16	37 Kasal, Zdenek

# STANDARD -- Overall Stage Results

Czech Superleague 2010

Printed srpen 29, 2010 at 15:34



## Stage 4 --

	PTS	TIME	HIT FACTOR	STAGE POINTS	STAGE PERCENT	COMPETITOR # Name
47	127	40,90	3,1051	94,4602	59,04	27 Svrcek, Petr
48	148	48,94	3,0241	91,9954	57,50	132 Volesak, Jan
49	132	45,12	2,9255	88,9966	55,62	16 Nadvornik, Milan
50	102	35,95	2,8373	86,3117	53,94	26 Benes, Stanislav
51	119	43,28	2,7495	83,6427	52,28	24 Batek, Jaroslav
52	135	49,84	2,7087	82,3994	51,50	52 Kotrous, Pavel
53	148	54,64	2,7086	82,3985	51,50	161 Stvanova, Marie
54	119	44,14	2,6960	82,0131	51,26	93 Dabrowski, Juliusz
55	135	50,40	2,6786	81,4839	50,93	69 Kotva, Karel
56	132	49,32	2,6764	81,4178	50,89	190 Kohn, Miroslav
57	131	49,15	2,6653	81,0805	50,68	74 Volhejn, Ladislav
58	129	49,17	2,6236	79,8101	49,88	188 Stejskal, Petr
59	150	59,32	2,5287	76,9234	48,08	72 Burzec, Wieslaw
60	115	46,52	2,4721	75,2015	47,00	66 Wochnik, Michal
61	144	58,55	2,4594	74,8176	46,76	91 Kotek, Jiri
62	148	65,40	2,2630	68,8418	43,03	128 Aigner, Edeltraut
63	123	57,10	2,1541	65,5296	40,96	92 Svrckova, Vera
64	95	49,12	1,9340	58,8347	36,77	71 Noga, Tadeusz
65	157	106,50	1,4742	44,8455	28,03	113 Weissenbacher, Bernhard
66	132	161,73	0,8162	24,8286	15,52	75 Dahlenburg, Hans

# PRODUCTION -- Overall Stage Results

Czech Superleague 2010

Printed srpen 29, 2010 at 15:34



## Stage 4 --

	PTS	TIME	HIT FACTOR	STAGE POINTS	STAGE PERCENT	COMPETITOR # Name
1	150	27,88	5,3802	160,0000	100,00	173 Vinduska, Vaclav
2	146	27,33	5,3421	158,8674	99,29	45 Momcilovic, Ljubisa
3	152	29,37	5,1753	153,9080	96,19	35 Zapletal, Miroslav
4	152	31,08	4,8906	145,4401	90,90	97 Svehla ml., Zdenek
5	142	29,09	4,8814	145,1664	90,73	160 Muller, Milos
6	144	30,56	4,7120	140,1298	87,58	148 Hos, Ivan
7	150	31,85	4,7096	140,0565	87,54	22 Smutny, Petr
8	140	30,49	4,5917	136,5501	85,34	197 Schmidt, Tino
9	146	31,80	4,5912	136,5360	85,34	164 Sedy, Roman
10	150	33,63	4,4603	132,6435	82,90	58 Stryc, Michael
11	150	33,72	4,4484	132,2894	82,68	54 Baminger, Johann
12	154	34,98	4,4025	130,9250	81,83	146 Heller, Peter
13	135	30,67	4,4017	130,9005	81,81	187 Mysiak, Stefan
14	136	30,93	4,3970	130,7617	81,73	155 Altuna, Denis
15	154	36,02	4,2754	127,1448	79,47	20 Marcinek, Pavel
16	129	30,92	4,1721	124,0714	77,54	192 Klekner, Pavel
17	150	36,36	4,1254	122,6843	76,68	186 Palka, Jan
18	148	36,26	4,0816	121,3823	75,86	182 Bindik, Frantisek
19	152	37,67	4,0350	119,9967	75,00	106 Meichtry, Markus
20	150	37,31	4,0204	119,5604	74,73	18 Manolevski, Michael
21	133	33,39	3,9832	118,4559	74,03	162 Sciranka, Martin
22	146	37,88	3,8543	114,6210	71,64	163 Petkova, Kristina
23	140	36,38	3,8483	114,4424	71,53	108 Reich, Rolf Dieter
24	148	39,02	3,7929	112,7966	70,50	120 Dvorak, Marian
25	134	35,41	3,7842	112,5383	70,34	17 Vomela, Lukas
26	150	40,03	3,7472	111,4364	69,65	123 Novotny, Jiri
27	146	39,12	3,7321	110,9879	69,37	63 Hedrik, Erich
28	131	35,67	3,6726	109,2169	68,26	139 Pavlik, Jan
29	138	37,59	3,6712	109,1763	68,24	142 Chrastny, Martin
30	142	38,84	3,6560	108,7253	67,95	30 Zacek, Milos
31	120	32,97	3,6397	108,2390	67,65	53 Fellner, Walter
32	131	36,22	3,6168	107,5584	67,22	14 Cehelsky, Petr
33	148	40,93	3,6159	107,5329	67,21	94 Turkova, Eva
34	133	37,71	3,5269	104,8858	65,55	183 Kostak, Jan
35	150	42,58	3,5228	104,7628	65,48	57 Rehak, Michael
36	133	38,82	3,4261	101,8867	63,68	46 Subasic, Snezana
37	142	42,16	3,3681	100,1634	62,60	105 Cermak, Petr
38	146	43,41	3,3633	100,0195	62,51	153 Bahensky, Michael
39	152	46,36	3,2787	97,5038	60,94	174 Ruzin, Alexej
40	140	44,63	3,1369	93,2873	58,30	109 Ditzler, Roger
41	138	44,98	3,0680	91,2391	57,02	150 Kysela, Milos
42	129	42,98	3,0014	89,2575	55,79	179 Nikolaeva, Svetlana
43	138	45,99	3,0007	89,2354	55,77	136 Eschler, Roland
44	132	44,76	2,9491	87,7012	54,81	103 Rataj, Zdenek
45	140	47,70	2,9350	87,2833	54,55	95 Kratochvil, Milos
46	132	46,72	2,8253	84,0219	52,51	104 Pulec, Jan

# PRODUCTION -- Overall Stage Results

Czech Superleague 2010

Printed srpen 29, 2010 at 15:34



Stage 4 --

	PTS	TIME	HIT FACTOR	STAGE POINTS	STAGE PERCENT	COMPETITOR # Name
47	148	53,92	2,7448	81,6269	51,02	96 Havlicek, Zdenek
48	150	55,13	2,7208	80,9142	50,57	176 Andrgeichik, Igor
49	115	42,73	2,6913	80,0362	50,02	62 Jires, Pavel
50	142	55,30	2,5678	76,3633	47,73	107 Fricker, Claudia
51	138	56,20	2,4555	73,0238	45,64	15 Nadvornikova, Petra
52	132	57,81	2,2833	67,9035	42,44	193 Bibr, Vlastimil
53	115	51,46	2,2347	66,4584	41,54	65 Kovarik, Milan
54	121	55,30	2,1881	65,0701	40,67	129 Malach, Miroslav
55	114	76,05	1,4990	44,5787	27,86	175 Komarov, Petr

# MODIFIED -- Overall Stage Results

Czech Superleague 2010

Printed srpen 29, 2010 at 15:34



## Stage 4 --

	PTS	TIME	HIT FACTOR	STAGE POINTS	STAGE PERCENT	COMPETITOR # Name
1	154	27,72	5,5556	160,0000	100,00	5 Henes, Zdenek
2	154	27,76	5,5476	159,7694	99,86	8 Horinek, Milos
3	152	27,53	5,5212	159,0120	99,38	4 Helan, Vit
4	146	28,08	5,1994	149,7436	93,59	59 Mikula, Jakub
5	152	30,02	5,0633	145,8228	91,14	7 Novak, Lubor
6	152	31,85	4,7724	137,4443	85,90	50 Zverina, David
7	142	29,98	4,7365	136,4109	85,26	1 Heglas, Jakub
8	149	32,42	4,5959	132,3627	82,73	137 Novotny, Marek
9	140	30,81	4,5440	130,8666	81,79	181 Sery, Jiri
10	124	29,46	4,2091	121,2220	75,76	2 Sustr, Milos
11	153	42,15	3,6299	104,5409	65,34	12 Henes, Zdenek Sen.
12	156	43,32	3,6011	103,7119	64,82	83 Dadak, Pavel
13	149	45,80	3,2533	93,6943	58,56	11 Plzak, Jiri
14	140	45,44	3,0810	88,7324	55,46	165 Rehberger, Ivo
15	149	54,03	2,7577	79,4225	49,64	42 Dranko, David

# REVOLVER (STANDARD) -- Overall Stage Results

Czech Superleague 2010

Printed srpen 29, 2010 at 15:34



Stage 4 --

	PTS	TIME	HIT FACTOR	STAGE POINTS	STAGE PERCENT	COMPETITOR # Name
1	153	44,38	3,4475	160,0000	100,00	9 Nemecek, Zdenek
2	156	45,59	3,4218	158,8074	99,25	101 Ladic, Tibor
3	140	41,04	3,4113	158,3203	98,95	21 Kolar, Milan
4	149	57,04	2,6122	121,2335	75,77	117 Safranek, Lumir
5	155	62,23	2,4908	115,5973	72,25	70 Potuckova, Ludmila
6	122	59,70	2,0436	94,8421	59,28	10 Rossl, Karel
7	122	62,51	1,9517	90,5787	56,61	88 Habrdle st., Oto

# OPEN -- Overall Stage Results

Czech Superleague 2010

Printed srpen 29, 2010 at 15:34



## Stage 5 --

	PTS	TIME	HIT FACTOR	STAGE POINTS	STAGE PERCENT	COMPETITOR # Name
1	40	5,19	7,7071	45,0000	100,00	34 Sebo, Robin
2	42	5,59	7,5134	43,8690	97,49	149 Schneider, Patrik
3	41	5,71	7,1804	41,9245	93,17	82 Havlicek, Miroslav
4	39	5,58	6,9892	40,8085	90,69	3 Sustrova, Katerina
5	43	6,31	6,8146	39,7886	88,42	140 Cislak, Miroslav
6	36	5,52	6,5217	38,0788	84,62	119 Thurner, Helmut
7	42	6,50	6,4615	37,7273	83,84	125 Kraushofer, Gabriele
8	39	6,21	6,2802	36,6685	81,49	40 Kamenicek, Miroslav
9	38	6,06	6,2706	36,6126	81,36	194 Rataj, Jan
10	42	6,76	6,2130	36,2763	80,61	124 Kraushofer, Roland
11	42	7,38	5,6911	33,2287	73,84	130 Heimerdinger, Steffen
12	39	7,11	5,4852	32,0269	71,17	147 Heller, Jessey
13	40	7,34	5,4496	31,8188	70,71	47 Horejsi, Lenka
14	40	7,75	5,1613	30,1355	66,97	131 Schoberl, Andreas
15	42	8,37	5,0179	29,2984	65,11	61 Polivka, Vladimir
16	26	6,19	4,2003	24,5246	54,50	180 Sera, Martina
17	23	9,71	2,3687	13,8302	30,73	76 Smollich, Dieter
18	14	7,13	1,9635	11,4646	25,48	118 Schneider, Franz

## STANDARD -- Overall Stage Results

Czech Superleague 2010

Printed srpen 29, 2010 at 15:34



## Stage 5 --

	PTS	TIME	HIT FACTOR	STAGE POINTS	STAGE PERCENT	COMPETITOR # Name
1	40	5,74	6,9686	45,0000	100,00	43 Liehne, Zdenek
2	42	6,54	6,4220	41,4702	92,16	158 Batki, Gyorgy
3	39	6,48	6,0185	38,8646	86,37	73 Koblasa, Bohumil
4	41	6,82	6,0117	38,8207	86,27	6 Vaclavik, Jaroslav
5	39	6,67	5,8471	37,7575	83,91	29 Broz, Jiri
6	35	6,15	5,6911	36,7500	81,67	135 Braun, Jurgen
7	44	7,74	5,6848	36,7093	81,58	55 Hoermanseder, Klaus
8	41	7,24	5,6630	36,5687	81,26	81 Liehne, Jan
9	42	7,47	5,6225	36,3072	80,68	86 Lisy, Radovan
10	41	7,57	5,4161	34,9746	77,72	33 Dlouha, Helena
11	39	7,73	5,0453	32,5799	72,40	151 Slunin, Andrej
12	35	7,03	4,9787	32,1497	71,44	98 Svehla st., Zdenek
13	43	9,10	4,7253	30,5135	67,81	112 Macoun, Karel
14	37	7,88	4,6954	30,3207	67,38	159 Szaszi, Csaba
15	39	8,31	4,6931	30,3060	67,35	152 Pustka, Tomas
16	35	7,52	4,6543	30,0549	66,79	185 Marik, Milan "Kaja"
17	37	8,29	4,4632	28,8212	64,05	74 Volhejn, Ladislav
18	39	8,77	4,4470	28,7164	63,81	126 Aigner, Michael
19	35	7,96	4,3970	28,3935	63,10	110 Dvorak, Petr
20	42	9,88	4,2510	27,4509	61,00	72 Burzec, Wieslaw
21	41	9,89	4,1456	26,7702	59,49	71 Noga, Tadeusz
22	37	8,93	4,1433	26,7556	59,46	127 Prashingner, Edgar
23	34	8,30	4,0964	26,4524	58,78	184 Simek, Frantisek
24	33	8,09	4,0791	26,3409	58,54	66 Wochnik, Michal
25	35	8,68	4,0323	26,0383	57,86	90 Prostredni, Jakub
26	36	8,94	4,0268	26,0034	57,79	13 Kunovsky, Lukas
27	29	7,24	4,0055	25,8657	57,48	67 Korecky, Jan
28	28	7,06	3,9660	25,6105	56,91	189 Grohol, Radim
29	35	9,03	3,8760	25,0291	55,62	168 Cieselski, Marcin
30	33	8,57	3,8506	24,8655	55,26	48 Wilk, Ivo
31	28	7,30	3,8356	24,7685	55,04	87 Podlesak, Roman
32	28	7,46	3,7534	24,2373	53,86	39 Sochan, Jiri
33	39	10,40	3,7500	24,2156	53,81	23 Vltavsky, Miroslav
34	33	8,84	3,7330	24,1061	53,57	49 Horejsi, Michaela
35	37	10,66	3,4709	22,4135	49,81	80 Liehne, Irena
36	39	11,40	3,4211	22,0914	49,09	25 Zakostelecky, Frantisek
37	25	7,36	3,3967	21,9344	48,74	60 Kubacek, Petr
38	39	11,71	3,3305	21,5066	47,79	132 Volesak, Jan
39	35	10,67	3,2802	21,1821	47,07	89 Prostredni, Jan
40	33	10,17	3,2448	20,9535	46,56	36 Navratil, Antonin
41	25	7,71	3,2425	20,9387	46,53	26 Benes, Stanislav
42	35	10,96	3,1934	20,6216	45,83	91 Kotek, Jiri
43	35	11,41	3,0675	19,8083	44,02	92 Svrckova, Vera
44	25	8,53	2,9308	18,9258	42,06	169 Muelhbacher, Hubert
45	37	12,76	2,8997	18,7247	41,61	69 Kotva, Karel
46	31	11,12	2,7878	18,0020	40,00	16 Nadvornik, Milan

## STANDARD -- Overall Stage Results

Czech Superleague 2010

Printed srpen 29, 2010 at 15:34



## Stage 5 --

	PTS	TIME	HIT FACTOR	STAGE POINTS	STAGE PERCENT	COMPETITOR # Name
47	25	9,10	2,7473	17,7404	39,42	37 Kasal, Zdenek
48	22	8,09	2,7194	17,5606	39,02	171 Kirchberger, Werner
49	22	8,48	2,5943	16,7529	37,23	93 Dabrowski, Juliusz
50	28	11,14	2,5135	16,2307	36,07	114 Disslbacher, Stefan
51	35	14,30	2,4476	15,8051	35,12	84 Koukal, Lukas
52	24	10,39	2,3099	14,9163	33,15	133 Zeman, Marcel
53	12	5,42	2,2140	14,2970	31,77	102 Koblic, Jan
54	20	9,04	2,2124	14,2865	31,75	161 Stvanova, Marie
55	14	7,11	1,9691	12,7152	28,26	56 Wolfsgruber, Horst
56	21	10,85	1,9355	12,4984	27,77	191 Gaweda, Boguslaw
57	18	10,35	1,7391	11,2304	24,96	52 Kotrous, Pavel
58	20	11,88	1,6835	10,8712	24,16	24 Batek, Jaroslav
59	27	16,22	1,6646	10,7492	23,89	128 Aigner, Edeltraut
60	12	8,79	1,3652	8,8157	19,59	188 Stejskal, Petr
61	37	29,81	1,2412	8,0150	17,81	75 Dahlenburg, Hans
62	12	10,15	1,1823	7,6345	16,97	190 Kohn, Miroslav
63	11	9,69	1,1352	7,3305	16,29	68 Cerny, Vaclav
64	10	9,22	1,0846	7,0038	15,56	27 Svrcek, Petr
65	9	16,81	0,5354	3,4573	7,68	113 Weissenbacher, Bernhard
66	0	6,46	0,0000	0,0000	0,00	141 Ecker, Karol

# PRODUCTION -- Overall Stage Results

Czech Superleague 2010

Printed srpen 29, 2010 at 15:34



## Stage 5 --

	PTS	TIME	HIT FACTOR	STAGE POINTS	STAGE PERCENT	COMPETITOR # Name
1	45	5,70	7,8947	45,0000	100,00	45 Momcilovic, Ljubisa
2	39	5,77	6,7591	38,5269	85,62	22 Smutny, Petr
3	41	6,36	6,4465	36,7453	81,66	186 Palka, Jan
4	43	7,12	6,0393	34,4242	76,50	148 Hos, Ivan
5	41	7,43	5,5182	31,4536	69,90	164 Sedy, Roman
6	39	7,30	5,3425	30,4521	67,67	162 Sciranka, Martin
7	37	7,00	5,2857	30,1286	66,95	197 Schmidt, Tino
8	37	7,19	5,1460	29,3324	65,18	58 Stryc, Michael
9	39	7,58	5,1451	29,3272	65,17	106 Meichtry, Markus
10	39	7,72	5,0518	28,7953	63,99	97 Svehla ml., Zdenek
11	43	8,52	5,0469	28,7676	63,93	108 Reich, Rolf Dieter
12	29	5,76	5,0347	28,6979	63,77	20 Marcinek, Pavel
13	35	7,29	4,8011	27,3663	60,81	146 Heller, Peter
14	39	8,32	4,6875	26,7188	59,38	183 Kostak, Jan
15	35	7,57	4,6235	26,3540	58,56	187 Mysiak, Stefan
16	28	6,28	4,4586	25,4140	56,48	173 Vinduska, Vaclav
17	35	8,13	4,3050	24,5387	54,53	14 Cehelsky, Petr
18	33	7,78	4,2416	24,1774	53,73	160 Muller, Milos
19	37	8,81	4,1998	23,9387	53,20	192 Klekner, Pavel
20	37	8,92	4,1480	23,6435	52,54	120 Dvorak, Marian
21	31	7,63	4,0629	23,1586	51,46	18 Manolevski, Michael
22	35	8,89	3,9370	22,4409	49,87	174 Ruzin, Alexej
23	28	7,71	3,6316	20,7004	46,00	155 Altuna, Denis
24	26	7,27	3,5763	20,3851	45,30	35 Zapletal, Miroslav
25	33	9,45	3,4921	19,9048	44,23	123 Novotny, Jiri
26	35	10,07	3,4757	19,8113	44,03	62 Jires, Pavel
27	35	10,31	3,3948	19,3501	43,00	163 Petkova, Kristina
28	37	10,99	3,3667	19,1902	42,64	96 Havlicek, Zdenek
29	33	9,83	3,3571	19,1353	42,52	17 Vomela, Lukas
30	31	9,55	3,2461	18,5026	41,12	107 Fricker, Claudia
31	33	10,53	3,1339	17,8632	39,70	153 Bahensky, Michael
32	29	9,37	3,0950	17,6414	39,20	193 Bibr, Vlastimil
33	20	6,61	3,0257	17,2466	38,33	142 Chrastny, Martin
34	30	10,10	2,9703	16,9307	37,62	150 Kysela, Milos
35	20	6,81	2,9369	16,7401	37,20	139 Pavlik, Jan
36	31	10,57	2,9328	16,7171	37,15	129 Malach, Miroslav
37	20	6,91	2,8944	16,4978	36,66	105 Cermak, Petr
38	20	6,92	2,8902	16,4740	36,61	95 Kratochvil, Milos
39	29	10,50	2,7619	15,7429	34,98	54 Baminger, Johann
40	35	12,78	2,7387	15,6103	34,69	63 Hedrik, Erich
41	24	9,00	2,6667	15,2000	33,78	46 Subasic, Snezana
42	22	8,71	2,5258	14,3972	31,99	109 Ditzler, Roger
43	24	9,80	2,4490	13,9592	31,02	57 Rehak, Michael
44	20	8,69	2,3015	13,1185	29,15	53 Fellner, Walter
45	33	14,76	2,2358	12,7439	28,32	15 Nadvornikova, Petra
46	20	9,11	2,1954	12,5137	27,81	94 Turkova, Eva

# PRODUCTION -- Overall Stage Results

Czech Superleague 2010

Printed srpen 29, 2010 at 15:34



Stage 5 --

	PTS	TIME	HIT FACTOR	STAGE POINTS	STAGE PERCENT	COMPETITOR # Name
47	24	11,94	2,0101	11,4573	25,46	176 Andrgeichik, Igor
48	22	11,82	1,8613	10,6091	23,58	65 Kovarik, Milan
49	26	14,23	1,8271	10,4146	23,14	136 Eschler, Roland
50	20	13,31	1,5026	8,5650	19,03	179 Nikolaeva, Svetlana
51	9	7,73	1,1643	6,6365	14,75	103 Rataj, Zdenek
52	9	7,86	1,1450	6,5267	14,50	182 Bindik, Frantisek
53	9	9,96	0,9036	5,1506	11,45	104 Pulec, Jan
54	7	8,32	0,8413	4,7957	10,66	30 Zacek, Milos
55	13	16,38	0,7937	4,5238	10,05	175 Komarov, Petr

# MODIFIED -- Overall Stage Results

Czech Superleague 2010

Printed srpen 29, 2010 at 15:34



## Stage 5 --

	PTS	TIME	HIT FACTOR	STAGE POINTS	STAGE PERCENT	COMPETITOR # Name
1	42	4,84	8,6777	45,0000	100,00	5 Henes, Zdenek
2	36	5,34	6,7416	34,9599	77,69	4 Helan, Vit
3	40	6,09	6,5681	34,0605	75,69	181 Sery, Jiri
4	39	5,94	6,5657	34,0476	75,66	59 Mikula, Jakub
5	41	6,51	6,2980	32,6596	72,58	2 Sustr, Milos
6	40	6,62	6,0423	31,3336	69,63	11 Plzak, Jiri
7	38	6,38	5,9561	30,8867	68,64	7 Novak, Lubor
8	37	7,54	4,9072	25,4471	56,55	50 Zverina, David
9	37	8,11	4,5623	23,6586	52,57	1 Heglas, Jakub
10	38	8,90	4,2697	22,1413	49,20	12 Henes, Zdenek Sen.
11	26	6,15	4,2276	21,9233	48,72	8 Horinek, Milos
12	40	10,78	3,7106	19,2420	42,76	42 Dranko, David
13	26	7,17	3,6262	18,8045	41,79	137 Novotny, Marek
14	33	11,77	2,8037	14,5394	32,31	165 Rehberger, Ivo
15	8	9,63	0,8307	4,3080	9,57	83 Dadak, Pavel

# REVOLVER (STANDARD) -- Overall Stage Results

Czech Superleague 2010

Printed srpen 29, 2010 at 15:34




Stage 5 --

	PTS	TIME	HIT FACTOR	STAGE POINTS	STAGE PERCENT	COMPETITOR # Name
1	44	9,57	4,5977	45,0000	100,00	101 Ladic, Tibor
2	41	10,37	3,9537	38,6970	85,99	9 Nemecek, Zdenek
3	38	10,82	3,5120	34,3738	76,39	117 Safranek, Lumir
4	25	9,42	2,6539	25,9753	57,72	21 Kolar, Milan
5	35	13,24	2,6435	25,8733	57,50	70 Potuckova, Ludmila
6	28	10,79	2,5950	25,3985	56,44	10 Rossl, Karel
7	20	13,86	1,4430	14,1234	31,39	88 Habrdle st., Oto

# OPEN -- Overall Stage Results

Czech Superleague 2010

Printed srpen 29, 2010 at 15:34



Stage 6 --

	PTS	TIME	HIT FACTOR	STAGE POINTS	STAGE PERCENT	COMPETITOR # Name
1	33	6,43	5,1322	35,0000	100,00	82 Havlicek, Miroslav
2	35	7,30	4,7945	32,6972	93,42	34 Sebo, Robin
3	34	7,28	4,6703	31,8502	91,00	149 Schneider, Patrik
4	35	7,53	4,6481	31,6985	90,57	124 Kraushofer, Roland
5	34	7,33	4,6385	31,6330	90,38	40 Kamenicek, Miroslav
6	33	7,16	4,6089	31,4316	89,80	119 Thurner, Helmut
7	34	7,63	4,4561	30,3892	86,83	47 Horejsi, Lenka
8	34	7,65	4,4444	30,3098	86,60	131 Schoberl, Andreas
9	33	7,52	4,3883	29,9269	85,51	194 Rataj, Jan
10	35	8,40	4,1667	28,4154	81,19	130 Heimerdinger, Steffen
11	32	7,98	4,0100	27,3472	78,13	180 Sera, Martina
12	34	8,51	3,9953	27,2467	77,85	125 Kraushofer, Gabriele
13	34	8,78	3,8724	26,4088	75,45	3 Sustrova, Katerina
14	34	8,84	3,8462	26,2296	74,94	61 Polivka, Vladimir
15	32	11,61	2,7562	18,7968	53,71	118 Schneider, Franz
16	32	13,52	2,3669	16,1413	46,12	76 Smollich, Dieter
17	20	8,66	2,3095	15,7499	45,00	140 Cislak, Miroslav
18	7	9,63	0,7269	4,9572	14,16	147 Heller, Jessey

# STANDARD -- Overall Stage Results

Czech Superleague 2010

Printed srpen 29, 2010 at 15:34



## Stage 6 --

	PTS	TIME	HIT FACTOR	STAGE POINTS	STAGE PERCENT	COMPETITOR # Name
1	34	6,87	4,9491	35,0000	100,00	87 Podlesak, Roman
2	33	6,90	4,7826	33,8229	96,64	43 Liehne, Zdenek
3	33	7,00	4,7143	33,3397	95,26	6 Vaclavik, Jaroslav
4	35	7,81	4,4814	31,6930	90,55	55 Hoermanseder, Klaus
5	35	7,92	4,4192	31,2528	89,29	168 Cieselski, Marcin
6	33	7,48	4,4118	31,2003	89,14	158 Batki, Gyorgy
7	33	7,52	4,3883	31,0343	88,67	33 Dlouha, Helena
8	32	8,19	3,9072	27,6320	78,95	73 Koblasa, Bohumil
9	33	8,50	3,8824	27,4562	78,45	48 Wilk, Ivo
10	33	8,57	3,8506	27,2320	77,81	127 Praschinger, Edgar
11	34	8,83	3,8505	27,2310	77,80	102 Koblic, Jan
12	31	8,16	3,7990	26,8669	76,76	81 Liehne, Jan
13	31	8,16	3,7990	26,8669	76,76	151 Slunin, Andrej
14	32	8,46	3,7825	26,7501	76,43	191 Gaweda, Boguslaw
15	29	7,81	3,7132	26,2599	75,03	74 Volhejn, Ladislav
16	33	9,00	3,6667	25,9309	74,09	60 Kubacek, Petr
17	35	9,71	3,6045	25,4915	72,83	72 Burzec, Wieslaw
18	33	9,19	3,5909	25,3948	72,56	126 Aigner, Michael
19	30	8,44	3,5545	25,1377	71,82	152 Pustka, Tomas
20	35	9,93	3,5247	24,9267	71,22	141 Ecker, Karol
21	35	10,13	3,4551	24,4346	69,81	169 Muelhbacher, Hubert
22	33	9,59	3,4411	24,3356	69,53	171 Kirchberger, Werner
23	33	9,64	3,4232	24,2093	69,17	80 Liehne, Irena
24	35	10,30	3,3981	24,0313	68,66	159 Szaszi, Csaba
25	31	9,13	3,3954	24,0125	68,61	49 Horejsi, Michaela
26	31	9,13	3,3954	24,0125	68,61	86 Lisy, Radovan
27	31	9,29	3,3369	23,5989	67,43	16 Nadvornik, Milan
28	33	9,91	3,3300	23,5497	67,28	36 Navratil, Antonin
29	29	8,79	3,2992	23,3322	66,66	185 Marik, Milan "Kaja"
30	33	10,04	3,2869	23,2448	66,41	68 Cerny, Vaclav
31	33	10,18	3,2417	22,9251	65,50	184 Simek, Frantisek
32	34	10,49	3,2412	22,9218	65,49	13 Kunovsky, Lukas
33	35	10,82	3,2348	22,8763	65,36	133 Zeman, Marcel
34	35	11,13	3,1447	22,2392	63,54	93 Dabrowski, Juliusz
35	35	11,20	3,1250	22,1002	63,14	112 Macoun, Karel
36	31	10,18	3,0452	21,5357	61,53	25 Zakostelecky, Frantisek
37	29	9,96	2,9116	20,5913	58,83	190 Kohn, Miroslav
38	31	10,66	2,9081	20,5660	58,76	84 Koukal, Lukas
39	33	11,37	2,9024	20,5258	58,65	110 Dvorak, Petr
40	29	10,14	2,8600	20,2258	57,79	67 Korecky, Jan
41	31	10,88	2,8493	20,1502	57,57	98 Svehla st., Zdenek
42	31	11,40	2,7193	19,2310	54,95	37 Kasal, Zdenek
43	33	12,37	2,6677	18,8664	53,90	128 Aigner, Edeltraut
44	33	12,38	2,6656	18,8512	53,86	52 Kotrous, Pavel
45	27	10,15	2,6601	18,8124	53,75	23 Vltavsky, Miroslav
46	29	10,92	2,6557	18,7811	53,66	89 Prostredni, Jan

# STANDARD -- Overall Stage Results

Czech Superleague 2010

Printed srpen 29, 2010 at 15:34



Stage 6 --

	PTS	TIME	HIT FACTOR	STAGE POINTS	STAGE PERCENT	COMPETITOR # Name
47	31	11,75	2,6383	18,6582	53,31	29 Broz, Jiri
48	28	11,20	2,5000	17,6801	50,51	56 Wolfsgruber, Horst
49	27	11,45	2,3581	16,6765	47,65	27 Svrcek, Petr
50	35	15,05	2,3256	16,4466	46,99	69 Kotva, Karel
51	35	15,27	2,2921	16,2097	46,31	91 Kotek, Jiri
52	27	11,84	2,2804	16,1272	46,08	161 Stvanova, Marie
53	21	9,29	2,2605	15,9864	45,68	39 Sochan, Jiri
54	23	10,88	2,1140	14,9501	42,71	114 Disslbacher, Stefan
55	16	7,74	2,0672	14,6192	41,77	26 Benes, Stanislav
56	32	15,70	2,0382	14,4144	41,18	113 Weissenbacher, Bernhard
57	23	11,77	1,9541	13,8197	39,48	24 Batek, Jaroslav
58	22	11,54	1,9064	13,4823	38,52	71 Noga, Tadeusz
59	16	8,50	1,8824	13,3121	38,03	135 Braun, Jurgen
60	23	12,27	1,8745	13,2565	37,88	132 Volesak, Jan
61	16	8,82	1,8141	12,8291	36,65	189 Grohol, Radim
62	19	10,84	1,7528	12,3957	35,42	90 Prostedni, Jakub
63	29	17,65	1,6431	11,6198	33,20	92 Svrckova, Vera
64	21	13,93	1,5075	10,6614	30,46	188 Stejskal, Petr
65	15	13,05	1,1494	8,1288	23,23	66 Wochnik, Michal
66	15	29,87	0,5022	3,5514	10,15	75 Dahlenburg, Hans

# PRODUCTION -- Overall Stage Results

Czech Superleague 2010

Printed srpen 29, 2010 at 15:34



## Stage 6 --

	PTS	TIME	HIT FACTOR	STAGE POINTS	STAGE PERCENT	COMPETITOR # Name
1	35	7,40	4,7297	35,0000	100,00	45 Momcilovic, Ljubisa
2	33	7,16	4,6089	34,1061	97,45	173 Vinduska, Vaclav
3	33	7,32	4,5082	33,3607	95,32	164 Sedy, Roman
4	31	7,29	4,2524	31,4678	89,91	35 Zapletal, Miroslav
5	35	8,34	4,1966	31,0552	88,73	20 Marcinek, Pavel
6	33	7,90	4,1772	30,9114	88,32	146 Heller, Peter
7	31	7,43	4,1723	30,8748	88,21	155 Altuna, Denis
8	33	8,11	4,0691	30,1110	86,03	58 Stryc, Michael
9	33	8,13	4,0590	30,0369	85,82	197 Schmidt, Tino
10	33	8,25	4,0000	29,6000	84,57	182 Bindik, Frantisek
11	31	7,78	3,9846	29,4859	84,25	97 Svehla ml., Zdenek
12	35	8,82	3,9683	29,3651	83,90	142 Chrastny, Martin
13	31	8,00	3,8750	28,6750	81,93	187 Mysiak, Stefan
14	29	7,50	3,8667	28,6133	81,75	139 Pavlik, Jan
15	29	7,51	3,8615	28,5752	81,64	22 Smutny, Petr
16	35	9,29	3,7675	27,8794	79,66	46 Subasic, Snezana
17	27	7,35	3,6735	27,1837	77,67	160 Muller, Milos
18	33	9,08	3,6344	26,8943	76,84	17 Vomela, Lukas
19	29	8,06	3,5980	26,6253	76,07	105 Cermak, Petr
20	31	8,63	3,5921	26,5817	75,95	186 Palka, Jan
21	35	9,82	3,5642	26,3747	75,36	62 Jires, Pavel
22	33	9,26	3,5637	26,3715	75,35	18 Manolevski, Michael
23	31	8,78	3,5308	26,1276	74,65	174 Ruzin, Alexej
24	33	9,39	3,5144	26,0064	74,30	183 Kostak, Jan
25	31	8,85	3,5028	25,9209	74,06	108 Reich, Rolf Dieter
26	29	8,30	3,4940	25,8554	73,87	106 Meichtry, Markus
27	33	9,45	3,4921	25,8413	73,83	14 Cehelsky, Petr
28	31	9,17	3,3806	25,0164	71,48	94 Turkova, Eva
29	25	7,45	3,3557	24,8322	70,95	192 Klekner, Pavel
30	31	9,44	3,2839	24,3008	69,43	95 Kratochvil, Milos
31	33	10,10	3,2673	24,1782	69,08	120 Dvorak, Marian
32	33	10,13	3,2577	24,1066	68,88	153 Bahensky, Michael
33	31	9,59	3,2325	23,9208	68,35	57 Rehak, Michael
34	33	10,22	3,2290	23,8943	68,27	103 Rataj, Zdenek
35	33	10,43	3,1640	23,4132	66,89	123 Novotny, Jiri
36	31	9,84	3,1504	23,3130	66,61	107 Fricker, Claudia
37	27	8,67	3,1142	23,0450	65,84	148 Hos, Ivan
38	33	10,63	3,1044	22,9727	65,64	104 Pulec, Jan
39	33	10,69	3,0870	22,8438	65,27	53 Fellner, Walter
40	31	10,54	2,9412	21,7647	62,18	30 Zacek, Milos
41	29	9,98	2,9058	21,5030	61,44	162 Sciranka, Martin
42	33	11,58	2,8497	21,0881	60,25	65 Kovarik, Milan
43	31	11,41	2,7169	20,1052	57,44	150 Kysela, Milos
44	29	10,80	2,6852	19,8704	56,77	163 Petkova, Kristina
45	31	11,84	2,6182	19,3750	55,36	63 Hedrik, Erich
46	31	12,12	2,5578	18,9274	54,08	15 Nadvornikova, Petra

# PRODUCTION -- Overall Stage Results

Czech Superleague 2010

Printed srpen 29, 2010 at 15:34



Stage 6 --

	PTS	TIME	HIT FACTOR	STAGE POINTS	STAGE PERCENT	COMPETITOR # Name
47	27	10,59	2,5496	18,8669	53,91	129 Malach, Miroslav
48	31	12,26	2,5285	18,7113	53,46	96 Havlicek, Zdenek
49	31	12,26	2,5285	18,7113	53,46	193 Bibr, Vlastimil
50	21	9,24	2,2727	16,8182	48,05	54 Baminger, Johann
51	27	13,20	2,0455	15,1364	43,25	176 Andrgeichik, Igor
52	19	11,00	1,7273	12,7818	36,52	136 Eschler, Roland
53	19	11,41	1,6652	12,3225	35,21	109 Ditzler, Roger
54	11	10,31	1,0669	7,8952	22,56	179 Nikolaeva, Svetlana
55	5	16,80	0,2976	2,2024	6,29	175 Komarov, Petr

# MODIFIED -- Overall Stage Results

Czech Superleague 2010

Printed srpen 29, 2010 at 15:34



## Stage 6 --

	PTS	TIME	HIT FACTOR	STAGE POINTS	STAGE PERCENT	COMPETITOR # Name
1	35	7,00	5,0000	35,0000	100,00	5 Henes, Zdenek
2	34	6,95	4,8921	34,2446	97,84	4 Helan, Vit
3	34	7,06	4,8159	33,7110	96,32	8 Horinek, Milos
4	34	7,40	4,5946	32,1622	91,89	181 Sery, Jiri
5	35	7,70	4,5455	31,8182	90,91	2 Sustr, Milos
6	34	7,95	4,2767	29,9371	85,53	50 Zverina, David
7	33	8,67	3,8062	26,6436	76,12	1 Heglas, Jakub
8	27	7,80	3,4615	24,2308	69,23	59 Mikula, Jakub
9	30	10,80	2,7778	19,4444	55,56	42 Dranko, David
10	34	12,33	2,7575	19,3025	55,15	12 Henes, Zdenek Sen.
11	34	12,78	2,6604	18,6228	53,21	83 Dadak, Pavel
12	21	8,71	2,4110	16,8772	48,22	137 Novotny, Marek
13	25	10,76	2,3234	16,2639	46,47	165 Rehberger, Ivo
14	20	8,94	2,2371	15,6600	44,74	7 Novak, Lubor
15	17	10,42	1,6315	11,4203	32,63	11 Plzak, Jiri

# REVOLVER (STANDARD) -- Overall Stage Results

Czech Superleague 2010

Printed srpen 29, 2010 at 15:34




Stage 6 --

	PTS	TIME	HIT FACTOR	STAGE POINTS	STAGE PERCENT	COMPETITOR # Name
1	34	9,40	3,6170	35,0000	100,00	21 Kolar, Milan
2	32	10,28	3,1128	30,1213	86,06	9 Nemecek, Zdenek
3	33	11,20	2,9464	28,5110	81,46	101 Ladic, Tibor
4	33	13,05	2,5287	24,4692	69,91	70 Potuckova, Ludmila
5	30	12,04	2,4917	24,1108	68,89	117 Safranek, Lumir
6	22	11,86	1,8550	17,9496	51,28	10 Rossl, Karel
7	20	17,36	1,1521	11,1480	31,85	88 Habrdle st., Oto

# OPEN -- Overall Stage Results

Czech Superleague 2010

Printed srpen 29, 2010 at 15:34



## Stage 7 --

	PTS	TIME	HIT FACTOR	STAGE POINTS	STAGE PERCENT	COMPETITOR # Name
1	77	8,75	8,8000	80,0000	100,00	82 Havlicek, Miroslav
2	78	9,48	8,2278	74,7986	93,50	149 Schneider, Patrik
3	76	9,72	7,8189	71,0812	88,85	40 Kamenicek, Miroslav
4	78	10,22	7,6321	69,3827	86,73	124 Kraushofer, Roland
5	72	9,79	7,3544	66,8586	83,57	118 Schneider, Franz
6	76	10,62	7,1563	65,0574	81,32	119 Thurner, Helmut
7	71	10,27	6,9133	62,8485	78,56	3 Sustrova, Katerina
8	75	11,12	6,7446	61,3146	76,64	61 Polivka, Vladimir
9	72	10,74	6,7039	60,9446	76,18	194 Rataj, Jan
10	76	11,63	6,5348	59,4075	74,26	147 Heller, Jessey
11	71	10,91	6,5078	59,1617	73,95	125 Kraushofer, Gabriele
12	68	10,84	6,2731	57,0278	71,28	47 Horejsi, Lenka
13	74	12,02	6,1564	55,9673	69,96	130 Heimerdinger, Steffen
14	76	12,99	5,8507	53,1878	66,48	180 Sera, Martina
15	67	11,48	5,8362	53,0567	66,32	131 Schoberl, Andreas
16	78	15,66	4,9808	45,2804	56,60	34 Sebo, Robin
17	45	12,01	3,7469	34,0625	42,58	140 Cislak, Miroslav
18	71	24,94	2,8468	25,8803	32,35	76 Smollich, Dieter

## STANDARD -- Overall Stage Results

Czech Superleague 2010

Printed srpen 29, 2010 at 15:34



## Stage 7 --

	PTS	TIME	HIT FACTOR	STAGE POINTS	STAGE PERCENT	COMPETITOR # Name
1	76	9,11	8,3425	80,0000	100,00	43 Liehne, Zdenek
2	71	9,20	7,7174	74,0057	92,51	6 Vaclavik, Jaroslav
3	76	10,41	7,3007	70,0096	87,51	73 Koblasa, Bohumil
4	66	9,47	6,9694	66,8327	83,54	135 Braun, Jurgen
5	72	10,87	6,6237	63,5181	79,40	55 Hoermanseder, Klaus
6	70	10,65	6,5728	63,0294	78,79	151 Slunin, Andrej
7	73	11,11	6,5707	63,0091	78,76	184 Simek, Frantisek
8	75	11,84	6,3345	60,7441	75,93	168 Cieselski, Marcin
9	76	12,18	6,2397	59,8358	74,79	158 Batki, Gyorgy
10	74	11,96	6,1873	59,3329	74,17	141 Ecker, Karol
11	74	11,97	6,1821	59,2833	74,10	39 Sochan, Jiri
12	73	11,90	6,1345	58,8262	73,53	102 Koblic, Jan
13	75	12,26	6,1175	58,6632	73,33	159 Szaszi, Csaba
14	70	11,53	6,0711	58,2188	72,77	81 Liehne, Jan
15	72	11,92	6,0403	57,9230	72,40	24 Batek, Jaroslav
16	75	12,43	6,0338	57,8609	72,33	126 Aigner, Michael
17	73	12,23	5,9689	57,2389	71,55	98 Svehla st., Zdenek
18	76	12,76	5,9561	57,1160	71,39	13 Kunovsky, Lukas
19	69	11,60	5,9483	57,0408	71,30	60 Kubacek, Petr
20	73	12,34	5,9157	56,7287	70,91	191 Gaweda, Boguslaw
21	70	12,03	5,8188	55,7991	69,75	152 Pustka, Tomas
22	78	13,96	5,5874	53,5802	66,98	110 Dvorak, Petr
23	74	13,27	5,5765	53,4756	66,84	29 Broz, Jiri
24	60	10,94	5,4845	52,5931	65,74	127 Praschinger, Edgar
25	72	13,32	5,4054	51,8350	64,79	68 Cerny, Vaclav
26	76	14,10	5,3901	51,6879	64,61	72 Burzec, Wieslaw
27	64	11,96	5,3512	51,3149	64,14	33 Dlouha, Helena
28	62	12,03	5,1538	49,4221	61,78	16 Nadvornik, Milan
29	80	15,58	5,1348	49,2399	61,55	36 Navratil, Antonin
30	77	15,03	5,1231	49,1277	61,41	56 Wolfsgruber, Horst
31	76	15,00	5,0667	48,5867	60,73	80 Liehne, Irena
32	66	13,08	5,0459	48,3873	60,48	48 Wilk, Ivo
33	73	14,76	4,9458	47,4276	59,28	91 Kotek, Jiri
34	60	12,14	4,9423	47,3944	59,24	189 Grohol, Radim
35	74	15,03	4,9235	47,2136	59,02	169 Muelhbacher, Hubert
36	56	11,39	4,9166	47,1475	58,93	25 Zakostelecky, Frantisek
37	66	13,61	4,8494	46,5030	58,13	89 Prostredni, Jan
38	74	15,37	4,8146	46,1692	57,71	114 Disslbacher, Stefan
39	54	11,65	4,6352	44,4491	55,56	171 Kirchberger, Werner
40	64	13,81	4,6343	44,4407	55,55	66 Wochnik, Michal
41	58	12,63	4,5922	44,0372	55,05	90 Prostredni, Jakub
42	66	14,45	4,5675	43,7997	54,75	188 Stejskal, Petr
43	72	16,03	4,4916	43,0719	53,84	67 Korecky, Jan
44	54	12,03	4,4888	43,0450	53,81	69 Kotva, Karel
45	64	14,26	4,4881	43,0383	53,80	23 Vltavsky, Miroslav
46	64	14,93	4,2867	41,1069	51,38	133 Zeman, Marcel

# STANDARD -- Overall Stage Results

Czech Superleague 2010

Printed srpen 29, 2010 at 15:34



## Stage 7 --

	PTS	TIME	HIT FACTOR	STAGE POINTS	STAGE PERCENT	COMPETITOR # Name
47	77	18,07	4,2612	40,8627	51,08	71 Noga, Tadeusz
48	78	18,34	4,2530	40,7840	50,98	113 Weissenbacher, Bernhard
49	57	13,52	4,2160	40,4290	50,54	112 Macoun, Karel
50	68	16,56	4,1063	39,3771	49,22	84 Koukal, Lukas
51	38	9,32	4,0773	39,0987	48,87	185 Marik, Milan "Kaja"
52	64	15,72	4,0712	39,0411	48,80	132 Volesak, Jan
53	74	18,18	4,0704	39,0331	48,79	26 Benes, Stanislav
54	64	15,84	4,0404	38,7453	48,43	93 Dabrowski, Juliusz
55	67	16,64	4,0264	38,6115	48,26	37 Kasal, Zdenek
56	79	19,68	4,0142	38,4943	48,12	128 Aigner, Edeltraut
57	59	14,72	4,0082	38,4361	48,05	190 Kohn, Miroslav
58	70	17,66	3,9638	38,0104	47,51	27 Svrcek, Petr
59	53	13,61	3,8942	37,3433	46,68	49 Horejsi, Michaela
60	74	20,11	3,6798	35,2870	44,11	52 Kotrous, Pavel
61	60	17,56	3,4169	32,7659	40,96	161 Stvanova, Marie
62	44	14,51	3,0324	29,0790	36,35	74 Volhejn, Ladislav
63	26	10,62	2,4482	23,4771	29,35	86 Lisy, Radovan
64	18	8,47	2,1251	20,3790	25,47	87 Podlesak, Roman
65	76	52,82	1,4388	13,7978	17,25	75 Dahlenburg, Hans
66	32	25,55	1,2524	12,0103	15,01	92 Svrckova, Vera

# PRODUCTION -- Overall Stage Results

Czech Superleague 2010

Printed srpen 29, 2010 at 15:34



## Stage 7 --

	PTS	TIME	HIT FACTOR	STAGE POINTS	STAGE PERCENT	COMPETITOR # Name
1	74	10,37	7,1360	80,0000	100,00	155 Altuna, Denis
2	72	10,29	6,9971	78,4430	98,05	97 Svehla ml., Zdenek
3	74	10,73	6,8966	77,3159	96,64	197 Schmidt, Tino
4	72	10,61	6,7861	76,0771	95,10	108 Reich, Rolf Dieter
5	68	10,21	6,6601	74,6655	93,33	53 Fellner, Walter
6	66	9,94	6,6398	74,4380	93,05	187 Mysiak, Stefan
7	68	10,27	6,6212	74,2293	92,79	139 Pavlik, Jan
8	70	10,71	6,5359	73,2733	91,59	22 Smutny, Petr
9	74	11,36	6,5141	73,0282	91,29	148 Hos, Ivan
10	76	11,70	6,4957	72,8224	91,03	142 Chrastny, Martin
11	70	10,82	6,4695	72,5284	90,66	106 Meichtry, Markus
12	70	10,90	6,4220	71,9960	90,00	45 Momcilovic, Ljubisa
13	72	11,43	6,2992	70,6193	88,27	54 Baminger, Johann
14	76	12,07	6,2966	70,5900	88,24	164 Sedy, Roman
15	64	10,27	6,2317	69,8629	87,33	160 Muller, Milos
16	76	12,25	6,2041	69,5528	86,94	58 Stryc, Michael
17	68	11,62	5,8520	65,6054	82,01	192 Klekner, Pavel
18	64	11,09	5,7710	64,6972	80,87	186 Palka, Jan
19	68	11,86	5,7336	64,2778	80,35	162 Sciranka, Martin
20	70	12,31	5,6864	63,7495	79,69	146 Heller, Peter
21	72	12,77	5,6382	63,2090	79,01	182 Bindik, Frantisek
22	57	10,12	5,6324	63,1439	78,93	173 Vinduska, Vaclav
23	72	13,15	5,4753	61,3824	76,73	18 Manolevski, Michael
24	72	13,25	5,4340	60,9191	76,15	20 Marcinek, Pavel
25	66	12,20	5,4098	60,6487	75,81	136 Eschler, Roland
26	72	13,46	5,3492	59,9687	74,96	14 Cehelsky, Petr
27	70	13,20	5,3030	59,4513	74,31	95 Kratochvil, Milos
28	64	12,08	5,2980	59,3950	74,24	105 Cermak, Petr
29	64	12,21	5,2416	58,7626	73,45	30 Zacek, Milos
30	78	15,26	5,1114	57,3030	71,63	107 Fricker, Claudia
31	64	12,59	5,0834	56,9890	71,24	17 Vomela, Lukas
32	76	15,05	5,0498	56,6127	70,77	153 Bahensky, Michael
33	70	14,00	5,0000	56,0541	70,07	120 Dvorak, Marian
34	70	14,18	4,9365	55,3425	69,18	183 Kostak, Jan
35	68	14,22	4,7820	53,6101	67,01	103 Rataj, Zdenek
36	66	14,01	4,7109	52,8132	66,02	109 Ditzler, Roger
37	76	16,50	4,6061	51,6377	64,55	150 Kysela, Milos
38	66	14,40	4,5833	51,3829	64,23	94 Turkova, Eva
39	74	16,57	4,4659	50,0664	62,58	123 Novotny, Jiri
40	68	15,49	4,3899	49,2147	61,52	63 Hedrik, Erich
41	66	15,19	4,3450	48,7106	60,89	163 Petkova, Kristina
42	68	15,87	4,2848	48,0362	60,05	129 Malach, Miroslav
43	59	14,27	4,1345	46,3516	57,94	57 Rehak, Michael
44	66	16,58	3,9807	44,6269	55,78	46 Subasic, Snezana
45	78	19,65	3,9695	44,5009	55,63	176 Andrgeichik, Igor
46	74	18,69	3,9593	44,3874	55,48	96 Havlicek, Zdenek

# PRODUCTION -- Overall Stage Results

Czech Superleague 2010

Printed srpen 29, 2010 at 15:34



Stage 7 --

	PTS	TIME	HIT FACTOR	STAGE POINTS	STAGE PERCENT	COMPETITOR # Name
47	76	19,62	3,8736	43,4262	54,28	35 Zapletal, Miroslav
48	66	17,72	3,7246	41,7558	52,19	179 Nikolaeva, Svetlana
49	51	14,37	3,5491	39,7878	49,73	104 Pulec, Jan
50	52	15,06	3,4529	38,7093	48,39	62 Jires, Pavel
51	66	20,03	3,2951	36,9403	46,18	15 Nadvornikova, Petra
52	47	16,23	2,8959	32,4651	40,58	193 Bibr, Vlastimil
53	72	27,12	2,6549	29,7632	37,20	175 Komarov, Petr
54	43	16,89	2,5459	28,5414	35,68	65 Kovarik, Milan
55	28	23,65	1,1839	13,2728	16,59	174 Ruzin, Alexej

# MODIFIED -- Overall Stage Results

Czech Superleague 2010

Printed srpen 29, 2010 at 15:34




## Stage 7 --

	PTS	TIME	HIT FACTOR	STAGE POINTS	STAGE PERCENT	COMPETITOR # Name
1	75	9,83	7,6297	80,0000	100,00	181 Sery, Jiri
2	62	8,38	7,3986	77,5765	96,97	5 Henes, Zdenek
3	76	10,37	7,3288	76,8453	96,06	4 Helan, Vit
4	73	10,71	6,8161	71,4687	89,34	8 Horinek, Milos
5	66	9,75	6,7692	70,9776	88,72	59 Mikula, Jakub
6	72	10,73	6,7102	70,3583	87,95	7 Novak, Lubor
7	69	10,45	6,6029	69,2333	86,54	1 Heglas, Jakub
8	73	11,39	6,4091	67,2019	84,00	50 Zverina, David
9	71	11,10	6,3964	67,0683	83,84	137 Novotny, Marek
10	76	14,40	5,2778	55,3393	69,17	11 Plzak, Jiri
11	76	14,65	5,1877	54,3949	67,99	2 Sustr, Milos
12	72	14,07	5,1173	53,6563	67,07	83 Dadak, Pavel
13	77	17,16	4,4872	47,0496	58,81	12 Henes, Zdenek Sen.
14	74	19,44	3,8066	39,9133	49,89	165 Rehberger, Ivo
15	70	19,76	3,5425	37,1444	46,43	42 Dranko, David

# REVOLVER (STANDARD) -- Overall Stage Results

Czech Superleague 2010

Printed srpen 29, 2010 at 15:34




Stage 7 --

	PTS	TIME	HIT FACTOR	STAGE POINTS	STAGE PERCENT	COMPETITOR # Name
1	73	13,24	5,5136	80,0000	100,00	9 Nemecek, Zdenek
2	78	14,67	5,3170	77,1471	96,43	101 Ladic, Tibor
3	69	15,25	4,5246	65,6499	82,06	21 Kolar, Milan
4	64	15,21	4,2078	61,0528	76,32	88 Habrdle st., Oto
5	72	17,58	4,0956	59,4249	74,28	117 Safranek, Lumir
6	69	17,35	3,9769	57,7038	72,13	10 Rossl, Karel
7	74	20,60	3,5922	52,1218	65,15	70 Potuckova, Ludmila

# OPEN -- Overall Stage Results

Czech Superleague 2010

Printed srpen 29, 2010 at 15:34



## Stage 8 -- Doors

	PTS	TIME	HIT FACTOR	STAGE POINTS	STAGE PERCENT	COMPETITOR # Name
1	149	20,58	7,2400	155,0000	100,00	82 Havlicek, Miroslav
2	152	22,44	6,7736	145,0145	93,56	40 Kamenicek, Miroslav
3	144	21,44	6,7164	143,7899	92,77	149 Schneider, Patrik
4	150	22,62	6,6313	141,9677	91,59	124 Kraushofer, Roland
5	151	23,98	6,2969	134,8089	86,97	118 Schneider, Franz
6	149	23,82	6,2552	133,9169	86,40	34 Sebo, Robin
7	145	24,02	6,0366	129,2367	83,38	125 Kraushofer, Gabriele
8	144	24,59	5,8560	125,3703	80,88	119 Thurner, Helmut
9	152	26,62	5,7100	122,2437	78,87	180 Sera, Martina
10	152	27,88	5,4519	116,7190	75,30	130 Heimerdinger, Steffen
11	144	27,34	5,2670	112,7599	72,75	3 Sustrova, Katerina
12	142	27,11	5,2379	112,1372	72,35	194 Rataj, Jan
13	150	28,87	5,1957	111,2334	71,76	131 Schoberl, Andreas
14	147	29,27	5,0222	107,5191	69,37	47 Horejsi, Lenka
15	145	30,42	4,7666	102,0469	65,84	61 Polivka, Vladimir
16	130	28,16	4,6165	98,8329	63,76	140 Cislak, Miroslav
17	136	31,11	4,3716	93,5900	60,38	147 Heller, Jessey
18	136	43,07	3,1577	67,6013	43,61	76 Smollich, Dieter

## STANDARD -- Overall Stage Results

Czech Superleague 2010

Printed srpen 29, 2010 at 15:34



## Stage 8 -- Doors

	PTS	TIME	HIT FACTOR	STAGE POINTS	STAGE PERCENT	COMPETITOR # Name
1	146	22,76	6,4148	155,0000	100,00	43 Liehne, Zdenek
2	148	24,19	6,1182	147,8349	95,38	87 Podlesak, Roman
3	145	24,71	5,8681	141,7902	91,48	81 Liehne, Jan
4	141	24,07	5,8579	141,5449	91,32	158 Batki, Gyorgy
5	141	24,72	5,7039	137,8230	88,92	6 Vaclavik, Jaroslav
6	144	25,30	5,6917	137,5286	88,73	55 Hoermanseder, Klaus
7	147	26,69	5,5077	133,0822	85,86	152 Pustka, Tomas
8	147	26,88	5,4688	132,1415	85,25	151 Slunin, Andrej
9	140	26,10	5,3640	129,6100	83,62	135 Braun, Jurgen
10	148	27,73	5,3372	128,9624	83,20	73 Koblasa, Bohumil
11	148	27,88	5,3085	128,2685	82,75	127 Prashingner, Edgar
12	146	27,79	5,2537	126,9449	81,90	60 Kubacek, Petr
13	150	28,73	5,2210	126,1556	81,39	29 Broz, Jiri
14	153	30,31	5,0478	121,9710	78,69	80 Liehne, Irena
15	143	28,48	5,0211	121,3241	78,27	39 Sochan, Jiri
16	143	28,82	4,9618	119,8928	77,35	48 Wilk, Ivo
17	137	28,46	4,8138	116,3153	75,04	33 Dlouha, Helena
18	142	29,77	4,7699	115,2552	74,36	126 Aigner, Michael
19	138	29,35	4,7019	113,6114	73,30	191 Gaweda, Boguslaw
20	137	29,46	4,6504	112,3670	72,49	67 Korecky, Jan
21	145	31,39	4,6193	111,6163	72,01	114 Disslbacher, Stefan
22	139	30,16	4,6088	111,3614	71,85	141 Ecker, Karol
23	141	30,61	4,6063	111,3030	71,81	110 Dvorak, Petr
24	145	31,49	4,6046	111,2619	71,78	89 Prostredni, Jan
25	133	29,46	4,5146	109,0862	70,38	74 Volhejn, Ladislav
26	134	29,69	4,5133	109,0550	70,36	168 Cieselski, Marcin
27	144	32,01	4,4986	108,6996	70,13	72 Burzec, Wieslaw
28	152	34,14	4,4523	107,5799	69,41	56 Wolfsgruber, Horst
29	129	29,28	4,4057	106,4559	68,68	86 Lisy, Radovan
30	131	30,11	4,3507	105,1264	67,82	16 Nadvornik, Milan
31	147	33,98	4,3261	104,5310	67,44	112 Macoun, Karel
32	133	30,96	4,2959	103,8011	66,97	184 Simek, Frantisek
33	138	32,34	4,2672	103,1075	66,52	159 Szaszi, Csaba
34	140	32,88	4,2579	102,8839	66,38	68 Cerny, Vaclav
35	123	29,07	4,2312	102,2377	65,96	66 Wochnik, Michal
36	128	31,58	4,0532	97,9375	63,19	102 Koblic, Jan
37	143	35,31	4,0498	97,8564	63,13	188 Stejskal, Petr
38	132	32,90	4,0122	96,9458	62,55	36 Navratil, Antonin
39	135	34,04	3,9659	95,8286	61,82	98 Svehla st., Zdenek
40	133	34,07	3,9037	94,3258	60,86	23 Vltavsky, Miroslav
41	145	37,76	3,8400	92,7870	59,86	71 Noga, Tadeusz
42	143	37,55	3,8083	92,0189	59,37	128 Aigner, Edeltraut
43	118	31,28	3,7724	91,1520	58,81	13 Kunovsky, Lukas
44	117	31,87	3,6712	88,7064	57,23	49 Horejsi, Michaela
45	127	34,65	3,6652	88,5628	57,14	90 Prostredni, Jakub
46	116	32,02	3,6227	87,5362	56,47	171 Kirchberger, Werner

# STANDARD -- Overall Stage Results

Czech Superleague 2010

Printed srpen 29, 2010 at 15:34



## Stage 8 -- Doors

	PTS	TIME	HIT FACTOR	STAGE POINTS	STAGE PERCENT	COMPETITOR # Name
47	90	25,05	3,5928	86,8132	56,01	185 Marik, Milan "Kaja"
48	129	36,29	3,5547	85,8922	55,41	84 Koukal, Lukas
49	102	29,03	3,5136	84,8993	54,77	26 Benes, Stanislav
50	134	38,46	3,4841	84,1873	54,31	27 Svrcek, Petr
51	94	27,21	3,4546	83,4738	53,85	189 Grohol, Radim
52	151	44,76	3,3735	81,5151	52,59	169 Muelhbacher, Hubert
53	114	33,91	3,3618	81,2322	52,41	69 Kotva, Karel
54	147	44,89	3,2747	79,1259	51,05	52 Kotrous, Pavel
55	114	35,00	3,2571	78,7024	50,78	190 Kohn, Miroslav
56	114	35,54	3,2077	77,5066	50,00	91 Kotek, Jiri
57	126	39,77	3,1682	76,5537	49,39	132 Volesak, Jan
58	118	37,41	3,1542	76,2159	49,17	133 Zeman, Marcel
59	99	36,01	2,7492	66,4298	42,86	24 Batek, Jaroslav
60	94	36,76	2,5571	61,7879	39,86	93 Dabrowski, Juliusz
61	102	41,82	2,4390	58,9342	38,02	161 Stvanova, Marie
62	129	60,58	2,1294	51,4531	33,20	113 Weissenbacher, Bernhard
63	111	53,30	2,0826	50,3207	32,46	92 Svrckova, Vera
64	76	36,50	2,0822	50,3120	32,46	37 Kasal, Zdenek
65	134	112,69	1,1891	28,7323	18,54	75 Dahlenburg, Hans
66	0	3,53	0,0000	0,0000	0,00	25 Zakostelecky, Frantisek

# PRODUCTION -- Overall Stage Results

Czech Superleague 2010

Printed srpen 29, 2010 at 15:34



## Stage 8 -- Doors

	PTS	TIME	HIT FACTOR	STAGE POINTS	STAGE PERCENT	COMPETITOR # Name
1	147	21,82	6,7369	155,0000	100,00	35 Zapletal, Miroslav
2	139	20,70	6,7150	154,4947	99,67	173 Vinduska, Vaclav
3	139	21,51	6,4621	148,6769	95,92	45 Momcilovic, Ljubisa
4	153	24,36	6,2808	144,5051	93,23	197 Schmidt, Tino
5	145	24,32	5,9622	137,1746	88,50	186 Palka, Jan
6	145	24,60	5,8943	135,6132	87,49	97 Svehla ml., Zdenek
7	155	27,18	5,7027	131,2053	84,65	58 Stryc, Michael
8	137	24,33	5,6309	129,5530	83,58	164 Sedy, Roman
9	141	25,15	5,6064	128,9883	83,22	155 Altuna, Denis
10	135	24,55	5,4990	126,5177	81,62	148 Hos, Ivan
11	145	26,45	5,4820	126,1280	81,37	53 Fellner, Walter
12	133	25,22	5,2736	121,3321	78,28	162 Sciranka, Martin
13	131	24,98	5,2442	120,6557	77,84	187 Mysiak, Stefan
14	118	22,68	5,2028	119,7038	77,23	192 Klekner, Pavel
15	132	25,88	5,1005	117,3488	75,71	22 Smutny, Petr
16	145	28,65	5,0611	116,4428	75,12	20 Marcinek, Pavel
17	124	24,74	5,0121	115,3164	74,40	139 Pavlik, Jan
18	139	27,91	4,9803	114,5840	73,93	142 Chrastny, Martin
19	129	25,93	4,9749	114,4607	73,85	146 Heller, Peter
20	145	29,53	4,9103	112,9727	72,89	54 Baminger, Johann
21	135	27,95	4,8301	111,1274	71,70	14 Cehelsky, Petr
22	139	28,96	4,7997	110,4296	71,24	17 Vomela, Lukas
23	139	29,03	4,7882	110,1633	71,07	160 Muller, Milos
24	121	25,68	4,7118	108,4075	69,94	106 Meichtry, Markus
25	143	30,77	4,6474	106,9246	68,98	57 Rehak, Michael
26	141	30,73	4,5884	105,5664	68,11	163 Petkova, Kristina
27	125	27,54	4,5389	104,4276	67,37	108 Reich, Rolf Dieter
28	131	29,04	4,5110	103,7872	66,96	123 Novotny, Jiri
29	135	30,95	4,3619	100,3557	64,75	46 Subasic, Snezana
30	145	33,39	4,3426	99,9127	64,46	182 Bindik, Frantisek
31	135	31,18	4,3297	99,6155	64,27	94 Turkova, Eva
32	139	32,20	4,3168	99,3180	64,08	103 Rataj, Zdenek
33	126	29,21	4,3136	99,2449	64,03	183 Kostak, Jan
34	135	31,46	4,2912	98,7289	63,70	107 Fricker, Claudia
35	137	31,93	4,2906	98,7167	63,69	120 Dvorak, Marian
36	131	31,75	4,1260	94,9285	61,24	105 Cermak, Petr
37	126	30,54	4,1257	94,9228	61,24	179 Nikolaeva, Svetlana
38	135	33,49	4,0311	92,7444	59,84	18 Manolevski, Michael
39	137	34,23	4,0023	92,0837	59,41	174 Ruzin, Alexej
40	147	38,89	3,7799	86,9658	56,11	153 Bahensky, Michael
41	137	36,50	3,7534	86,3569	55,71	62 Jires, Pavel
42	111	29,62	3,7475	86,2198	55,63	95 Kratochvil, Milos
43	135	37,84	3,5677	82,0827	52,96	150 Kysela, Milos
44	104	29,22	3,5592	81,8884	52,83	109 Ditzler, Roger
45	121	34,64	3,4931	80,3668	51,85	63 Hedrik, Erich
46	123	35,30	3,4844	80,1677	51,72	104 Pulec, Jan

# PRODUCTION -- Overall Stage Results

Czech Superleague 2010

Printed srpen 29, 2010 at 15:34




## Stage 8 -- Doors

	PTS	TIME	HIT FACTOR	STAGE POINTS	STAGE PERCENT	COMPETITOR # Name
47	127	36,68	3,4624	79,6606	51,39	136 Eschler, Roland
48	139	41,37	3,3599	77,3034	49,87	96 Havlicek, Zdenek
49	147	44,08	3,3348	76,7264	49,50	30 Zacek, Milos
50	102	33,07	3,0844	70,9635	45,78	129 Malach, Miroslav
51	143	47,87	2,9873	68,7293	44,34	15 Nadvornikova, Petra
52	117	41,19	2,8405	65,3526	42,16	65 Kovarik, Milan
53	137	69,59	1,9687	45,2942	29,22	193 Bibr, Vlastimil
54	104	58,28	1,7845	41,0566	26,49	175 Komarov, Petr
55	0	11,38	0,0000	0,0000	0,00	176 Andrgeichik, Igor

# MODIFIED -- Overall Stage Results

Czech Superleague 2010

Printed srpen 29, 2010 at 15:34



## Stage 8 -- Doors

	PTS	TIME	HIT FACTOR	STAGE POINTS	STAGE PERCENT	COMPETITOR # Name
1	150	22,75	6,5934	155,0000	100,00	4 Helan, Vit
2	144	22,02	6,5395	153,7330	99,18	5 Henes, Zdenek
3	146	23,92	6,1037	143,4873	92,57	8 Horinek, Milos
4	149	25,19	5,9150	139,0529	89,71	181 Sery, Jiri
5	145	25,39	5,7109	134,2540	86,62	1 Heglas, Jakub
6	138	24,43	5,6488	132,7937	85,67	7 Novak, Lubor
7	145	26,60	5,4511	128,1469	82,68	2 Sustr, Milos
8	141	26,75	5,2710	123,9131	79,94	137 Novotny, Marek
9	149	28,78	5,1772	121,7075	78,52	50 Zverina, David
10	133	29,34	4,5331	106,5647	68,75	59 Mikula, Jakub
11	134	31,85	4,2072	98,9048	63,81	11 Plzak, Jiri
12	150	36,36	4,1254	96,9816	62,57	83 Dadak, Pavel
13	132	42,17	3,1302	73,5855	47,47	12 Henes, Zdenek Sen.
14	106	34,84	3,0425	71,5236	46,14	165 Rehberger, Ivo
15	125	42,91	2,9131	68,4815	44,18	42 Dranko, David

# REVOLVER (STANDARD) -- Overall Stage Results

Czech Superleague 2010

Printed srpen 29, 2010 at 15:34




## Stage 8 -- Doors

	PTS	TIME	HIT FACTOR	STAGE POINTS	STAGE PERCENT	COMPETITOR # Name
1	138	35,67	3,8688	155,0000	100,00	21 Kolar, Milan
2	151	39,04	3,8678	154,9612	99,97	9 Nemecek, Zdenek
3	145	38,32	3,7839	151,5997	97,81	117 Safranek, Lumir
4	143	40,45	3,5352	141,6359	91,38	10 Ross, Karel
5	149	42,95	3,4692	138,9885	89,67	101 Ladic, Tibor
6	115	41,03	2,8028	112,2928	72,45	88 Habrdle st., Oto
7	148	61,21	2,4179	96,8713	62,50	70 Potuckova, Ludmila

# OPEN -- Overall Stage Results

Czech Superleague 2010

Printed srpen 29, 2010 at 15:34



## Stage 9 --

	PTS	TIME	HIT FACTOR	STAGE POINTS	STAGE PERCENT	COMPETITOR # Name
1	44	7,07	6,2235	45,0000	100,00	82 Havlicek, Miroslav
2	44	7,25	6,0690	43,8828	97,52	149 Schneider, Patrik
3	43	7,20	5,9722	43,1832	95,96	124 Kraushofer, Roland
4	44	7,57	5,8124	42,0277	93,39	47 Horejsi, Lenka
5	45	7,93	5,6747	41,0316	91,18	147 Heller, Jessey
6	41	7,29	5,6241	40,6664	90,37	118 Schneider, Franz
7	40	7,41	5,3981	39,0320	86,74	140 Cislak, Miroslav
8	43	8,09	5,3152	38,4326	85,41	40 Kamenicek, Miroslav
9	42	7,95	5,2830	38,1998	84,89	130 Heimerdinger, Steffen
10	40	7,61	5,2562	38,0062	84,46	3 Sustrova, Katerina
11	42	8,18	5,1345	37,1258	82,50	119 Thurner, Helmut
12	43	8,74	4,9199	35,5743	79,05	34 Sebo, Robin
13	40	8,47	4,7226	34,1473	75,88	194 Rataj, Jan
14	39	8,26	4,7215	34,1400	75,87	131 Schoberl, Andreas
15	38	8,76	4,3379	31,3660	69,70	125 Kraushofer, Gabriele
16	42	10,95	3,8356	27,7341	61,63	61 Polivka, Vladimir
17	44	14,20	3,0986	22,4049	49,79	180 Sera, Martina
18	42	14,09	2,9808	21,5535	47,90	76 Smollich, Dieter

# STANDARD -- Overall Stage Results

Czech Superleague 2010

Printed srpen 29, 2010 at 15:34



## Stage 9 --

	PTS	TIME	HIT FACTOR	STAGE POINTS	STAGE PERCENT	COMPETITOR #	Name
1	44	6,79	6,4801	45,0000	100,00	158	Batki, Gyorgy
2	41	6,45	6,3566	44,1422	98,09	87	Podlesak, Roman
3	44	7,37	5,9701	41,4586	92,13	73	Koblasa, Bohumil
4	44	7,71	5,7069	39,6304	88,07	43	Liehne, Zdenek
5	43	8,10	5,3086	36,8649	81,92	168	Cieselski, Marcin
6	43	8,28	5,1932	36,0635	80,14	81	Liehne, Jan
7	38	7,33	5,1842	36,0006	80,00	26	Benes, Stanislav
8	42	8,23	5,1033	35,4388	78,75	127	Praschinger, Edgar
9	43	8,82	4,8753	33,8555	75,23	80	Liehne, Irena
10	42	8,66	4,8499	33,6791	74,84	6	Vaclavik, Jaroslav
11	37	7,85	4,7134	32,7312	72,74	48	Wilk, Ivo
12	43	9,16	4,6943	32,5989	72,44	49	Horejsi, Michaela
13	45	9,59	4,6924	32,5854	72,41	169	Muelhbacher, Hubert
14	41	8,81	4,6538	32,3175	71,82	102	Koblic, Jan
15	41	8,82	4,6485	32,2808	71,74	151	Slunin, Andrej
16	41	8,86	4,6275	32,1351	71,41	141	Ecker, Karol
17	41	8,91	4,6016	31,9548	71,01	60	Kubacek, Petr
18	41	8,92	4,5964	31,9190	70,93	135	Braun, Jurgen
19	39	8,66	4,5035	31,2735	69,50	55	Hoermanseder, Klaus
20	43	9,57	4,4932	31,2023	69,34	191	Gaweda, Boguslaw
21	37	8,30	4,4578	30,9566	68,79	189	Grohol, Radim
22	42	9,61	4,3704	30,3498	67,44	72	Burzec, Wieslaw
23	40	9,22	4,3384	30,1272	66,95	126	Aigner, Michael
24	37	8,54	4,3326	30,0866	66,86	185	Marik, Milan "Kaja"
25	39	9,09	4,2904	29,7941	66,21	33	Dlouha, Helena
26	42	9,80	4,2857	29,7614	66,14	86	Lisy, Radovan
27	43	10,12	4,2490	29,5065	65,57	159	Szaszi, Csaba
28	39	9,20	4,2391	29,4379	65,42	110	Dvorak, Petr
29	42	9,92	4,2339	29,4013	65,34	39	Sochan, Jiri
30	39	9,23	4,2254	29,3422	65,20	66	Wochnik, Michal
31	43	10,27	4,1870	29,0755	64,61	68	Cerny, Vaclav
32	37	8,85	4,1808	29,0327	64,52	56	Wolfsgruber, Horst
33	40	9,59	4,1710	28,9648	64,37	98	Svehla st., Zdenek
34	40	9,61	4,1623	28,9046	64,23	13	Kunovsky, Lukas
35	44	10,64	4,1353	28,7171	63,82	128	Aigner, Edeltraut
36	40	9,75	4,1026	28,4895	63,31	27	Svrcek, Petr
37	43	10,65	4,0376	28,0381	62,31	36	Navratil, Antonin
38	43	10,77	3,9926	27,7257	61,61	171	Kirchberger, Werner
39	45	11,38	3,9543	27,4600	61,02	132	Volesak, Jan
40	39	10,03	3,8883	27,0018	60,00	23	Vltavsky, Miroslav
41	33	8,51	3,8778	26,9286	59,84	24	Batek, Jaroslav
42	45	11,61	3,8760	26,9160	59,81	29	Broz, Jiri
43	41	10,58	3,8752	26,9109	59,80	93	Dabrowski, Juliusz
44	33	8,92	3,6996	25,6909	57,09	90	Prostredni, Jakub
45	40	11,03	3,6265	25,1834	55,96	71	Noga, Tadeusz
46	37	10,23	3,6168	25,1163	55,81	84	Koukal, Lukas

## STANDARD -- Overall Stage Results

Czech Superleague 2010

Printed srpen 29, 2010 at 15:34



Stage 9 --

	PTS	TIME	HIT FACTOR	STAGE POINTS	STAGE PERCENT	COMPETITOR # Name
47	40	11,06	3,6166	25,1151	55,81	91 Kotek, Jiri
48	43	12,01	3,5803	24,8631	55,25	112 Macoun, Karel
49	36	10,36	3,4749	24,1308	53,62	184 Simek, Frantisek
50	41	12,27	3,3415	23,2043	51,57	67 Korecky, Jan
51	35	10,54	3,3207	23,0599	51,24	74 Volhejn, Ladislav
52	33	9,99	3,3033	22,9392	50,98	89 Prostredni, Jan
53	28	8,77	3,1927	22,1711	49,27	190 Kohn, Miroslav
54	31	9,73	3,1860	22,1248	49,17	16 Nadvornik, Milan
55	43	13,71	3,1364	21,7801	48,40	188 Stejskal, Petr
56	35	11,82	2,9611	20,5627	45,69	25 Zakostecky, Frantisek
57	41	14,63	2,8025	19,4612	43,25	113 Weissenbacher, Bernhard
58	45	17,23	2,6117	18,1366	40,30	69 Kotva, Karel
59	22	8,67	2,5375	17,6211	39,16	152 Pustka, Tomas
60	26	11,28	2,3050	16,0064	35,57	133 Zeman, Marcel
61	39	17,12	2,2780	15,8194	35,15	114 Disslbacher, Stefan
62	33	16,00	2,0625	14,3227	31,83	92 Svrckova, Vera
63	41	21,01	1,9515	13,5515	30,11	52 Kotrous, Pavel
64	33	18,74	1,7609	12,2285	27,17	161 Stvanova, Marie
65	41	28,76	1,4256	9,8998	22,00	75 Dahlenburg, Hans
66	12	20,13	0,5961	4,1397	9,20	37 Kasal, Zdenek

# PRODUCTION -- Overall Stage Results

Czech Superleague 2010

Printed srpen 29, 2010 at 15:34



## Stage 9 --

	PTS	TIME	HIT FACTOR	STAGE POINTS	STAGE PERCENT	COMPETITOR # Name
1	45	7,15	6,2937	45,0000	100,00	45 Momcilovic, Ljubisa
2	41	6,94	5,9078	42,2406	93,87	148 Hos, Ivan
3	43	7,39	5,8187	41,6035	92,45	35 Zapletal, Miroslav
4	39	6,78	5,7522	41,1283	91,40	192 Klekner, Pavel
5	43	7,53	5,7105	40,8300	90,73	53 Fellner, Walter
6	43	7,70	5,5844	39,9286	88,73	197 Schmidt, Tino
7	45	8,09	5,5624	39,7713	88,38	146 Heller, Peter
8	41	7,57	5,4161	38,7252	86,06	173 Vinduska, Vaclav
9	43	7,95	5,4088	38,6730	85,94	22 Smutny, Petr
10	39	7,22	5,4017	38,6219	85,83	182 Bindik, Frantisek
11	45	8,52	5,2817	37,7641	83,92	20 Marcinek, Pavel
12	43	8,17	5,2632	37,6316	83,63	54 Baminger, Johann
13	41	7,83	5,2363	37,4393	83,20	162 Sciranka, Martin
14	41	7,89	5,1965	37,1546	82,57	160 Muller, Milos
15	39	7,54	5,1724	36,9828	82,18	155 Altuna, Denis
16	45	8,95	5,0279	35,9497	79,89	105 Cermak, Petr
17	43	8,58	5,0117	35,8333	79,63	97 Svehla ml., Zdenek
18	35	7,02	4,9858	35,6481	79,22	139 Pavlik, Jan
19	43	8,63	4,9826	35,6257	79,17	123 Novotny, Jiri
20	41	8,26	4,9637	35,4903	78,87	186 Palka, Jan
21	39	7,94	4,9118	35,1196	78,04	120 Dvorak, Marian
22	43	8,98	4,7884	34,2372	76,08	46 Subasic, Snezana
23	39	8,18	4,7677	34,0892	75,75	58 Stryc, Michael
24	39	8,61	4,5296	32,3868	71,97	109 Ditzler, Roger
25	39	8,71	4,4776	32,0149	71,14	183 Kostak, Jan
26	45	10,11	4,4510	31,8249	70,72	57 Rehak, Michael
27	39	8,78	4,4419	31,7597	70,58	174 Ruzin, Alexej
28	37	8,40	4,4048	31,4940	69,99	142 Chrastny, Martin
29	43	9,85	4,3655	31,2132	69,36	163 Petkova, Kristina
30	45	10,43	4,3145	30,8485	68,55	153 Bahensky, Michael
31	43	10,01	4,2957	30,7143	68,25	187 Mysiak, Stefan
32	39	9,10	4,2857	30,6429	68,10	63 Hedrik, Erich
33	41	9,59	4,2753	30,5683	67,93	107 Fricker, Claudia
34	37	8,67	4,2676	30,5133	67,81	30 Zacek, Milos
35	39	9,35	4,1711	29,8235	66,27	14 Cehelsky, Petr
36	41	9,91	4,1372	29,5812	65,74	136 Eschler, Roland
37	43	10,42	4,1267	29,5058	65,57	62 Jires, Pavel
38	41	9,94	4,1247	29,4920	65,54	17 Vomela, Lukas
39	37	9,25	4,0000	28,6000	63,56	106 Meichtry, Markus
40	41	10,31	3,9767	28,4336	63,19	18 Manolevski, Michael
41	29	7,60	3,8158	27,2829	60,63	108 Reich, Rolf Dieter
42	39	10,44	3,7356	26,7098	59,36	104 Pulec, Jan
43	37	10,15	3,6453	26,0640	57,92	179 Nikolaeva, Svetlana
44	41	11,37	3,6060	25,7828	57,30	150 Kysela, Milos
45	41	11,48	3,5714	25,5357	56,75	94 Turkova, Eva
46	37	10,41	3,5543	25,4131	56,47	129 Malach, Miroslav

# PRODUCTION -- Overall Stage Results

Czech Superleague 2010

Printed srpen 29, 2010 at 15:34



Stage 9 --

	PTS	TIME	HIT FACTOR	STAGE POINTS	STAGE PERCENT	COMPETITOR # Name
47	41	11,91	3,4425	24,6138	54,70	96 Havlicek, Zdenek
48	33	9,86	3,3469	23,9300	53,18	95 Kratochvil, Milos
49	26	7,97	3,2622	23,3250	51,83	164 Sedy, Roman
50	35	11,25	3,1111	22,2444	49,43	103 Rataj, Zdenek
51	35	12,06	2,9022	20,7504	46,11	15 Nadvornikova, Petra
52	39	14,26	2,7349	19,5547	43,45	176 Andrgeichik, Igor
53	37	13,79	2,6831	19,1842	42,63	65 Kovarik, Milan
54	37	20,49	1,8058	12,9112	28,69	193 Bibr, Vlastimil
55	18	24,19	0,7441	5,3204	11,82	175 Komarov, Petr

# MODIFIED -- Overall Stage Results

Czech Superleague 2010

Printed srpen 29, 2010 at 15:34



## Stage 9 --

	PTS	TIME	HIT FACTOR	STAGE POINTS	STAGE PERCENT	COMPETITOR # Name
1	44	7,46	5,8981	45,0000	100,00	4 Helan, Vit
2	44	7,76	5,6701	43,2603	96,13	7 Novak, Lubor
3	43	7,85	5,4777	41,7924	92,87	181 Sery, Jiri
4	41	7,56	5,4233	41,3772	91,95	5 Henes, Zdenek
5	41	7,72	5,3109	40,5196	90,04	59 Mikula, Jakub
6	44	8,72	5,0459	38,4977	85,55	8 Horinek, Milos
7	41	8,80	4,6591	35,5467	78,99	50 Zverina, David
8	36	8,04	4,4776	34,1621	75,92	137 Novotny, Marek
9	40	9,78	4,0900	31,2047	69,34	11 Plzak, Jiri
10	43	11,31	3,8019	29,0071	64,46	42 Dranko, David
11	41	11,06	3,7071	28,2831	62,85	165 Rehberger, Ivo
12	43	11,63	3,6973	28,2090	62,69	12 Henes, Zdenek Sen.
13	43	12,13	3,5449	27,0462	60,10	83 Dadak, Pavel
14	26	9,44	2,7542	21,0136	46,70	2 Sustr, Milos
15	45	16,60	2,7108	20,6825	45,96	1 Heglas, Jakub

# REVOLVER (STANDARD) -- Overall Stage Results

Czech Superleague 2010

Printed srpen 29, 2010 at 15:34




Stage 9 --

	PTS	TIME	HIT FACTOR	STAGE POINTS	STAGE PERCENT	COMPETITOR # Name
1	42	11,02	3,8113	45,0000	100,00	117 Safranek, Lumir
2	43	11,38	3,7786	44,6140	99,14	21 Kolar, Milan
3	44	12,92	3,4056	40,2101	89,36	101 Ladic, Tibor
4	43	12,66	3,3965	40,1032	89,12	9 Nemecek, Zdenek
5	43	13,80	3,1159	36,7904	81,76	70 Potuckova, Ludmila
6	42	15,91	2,6398	31,1691	69,26	10 Rossl, Karel
7	37	17,77	2,0822	24,5844	54,63	88 Habrdle st., Oto

# OPEN -- Overall Stage Results

Czech Superleague 2010

Printed srpen 29, 2010 at 15:34



## Stage 10 --

	PTS	TIME	HIT FACTOR	STAGE POINTS	STAGE PERCENT	COMPETITOR # Name
1	42	6,85	6,1314	45,0000	100,00	82 Havlicek, Miroslav
2	44	7,52	5,8511	42,9426	95,43	34 Sebo, Robin
3	43	7,67	5,6063	41,1459	91,44	147 Heller, Jessey
4	43	8,04	5,3483	39,2524	87,23	149 Schneider, Patrik
5	42	7,86	5,3435	39,2176	87,15	40 Kamenicek, Miroslav
6	38	7,16	5,3073	38,9515	86,56	119 Thurner, Helmut
7	41	7,87	5,2097	38,2352	84,97	140 Cislak, Miroslav
8	45	8,72	5,1606	37,8748	84,17	3 Sustrova, Katerina
9	43	8,48	5,0708	37,2157	82,70	180 Sera, Martina
10	44	8,93	4,9272	36,1622	80,36	118 Schneider, Franz
11	41	8,42	4,8694	35,7376	79,42	47 Horejsi, Lenka
12	44	9,06	4,8565	35,6433	79,21	194 Rataj, Jan
13	42	9,10	4,6154	33,8736	75,27	125 Kraushofer, Gabriele
14	43	9,91	4,3391	31,8455	70,77	61 Polivka, Vladimir
15	41	9,49	4,3203	31,7082	70,46	130 Heimerdinger, Steffen
16	42	9,80	4,2857	31,4541	69,90	131 Schoberl, Andreas
17	29	8,57	3,3839	24,8354	55,19	124 Kraushofer, Roland
18	41	17,00	2,4118	17,7006	39,33	76 Smollich, Dieter

# STANDARD -- Overall Stage Results

Czech Superleague 2010

Printed srpen 29, 2010 at 15:34



## Stage 10 --

	PTS	TIME	HIT FACTOR	STAGE POINTS	STAGE PERCENT	COMPETITOR # Name
1	40	7,85	5,0955	45,0000	100,00	87 Podlesak, Roman
2	43	8,54	5,0351	44,4665	98,81	43 Liehne, Zdenek
3	40	8,37	4,7790	42,2043	93,79	6 Vaclavik, Jaroslav
4	44	9,38	4,6908	41,4259	92,06	39 Sochan, Jiri
5	42	9,65	4,3523	38,4365	85,41	102 Koblic, Jan
6	42	9,71	4,3254	38,1990	84,89	55 Hoermanseder, Klaus
7	39	9,04	4,3142	38,0994	84,67	90 Prostredni, Jakub
8	37	8,65	4,2775	37,7753	83,95	189 Grohol, Radim
9	42	10,06	4,1750	36,8700	81,93	86 Lisy, Radovan
10	42	10,13	4,1461	36,6152	81,37	126 Aigner, Michael
11	41	9,94	4,1247	36,4267	80,95	110 Dvorak, Petr
12	42	10,19	4,1217	36,3997	80,89	191 Gaweda, Boguslaw
13	42	10,29	4,0816	36,0459	80,10	98 Svehla st., Zdenek
14	39	9,58	4,0710	35,9519	79,89	81 Liehne, Jan
15	42	10,47	4,0115	35,4262	78,72	73 Koblasa, Bohumil
16	38	9,58	3,9666	35,0300	77,84	152 Pustka, Tomas
17	43	10,86	3,9595	34,9672	77,70	25 Zakostecky, Frantisek
18	40	10,23	3,9101	34,5308	76,74	13 Kunovsky, Lukas
19	35	9,10	3,8462	33,9663	75,48	29 Broz, Jiri
20	43	11,28	3,8121	33,6652	74,81	91 Kotek, Jiri
21	39	10,27	3,7975	33,5364	74,53	16 Nadvornik, Milan
22	39	10,38	3,7572	33,1810	73,74	49 Horejsi, Michaela
23	39	10,41	3,7464	33,0854	73,52	80 Liehne, Irena
24	38	10,36	3,6680	32,3926	71,98	168 Cieselski, Marcin
25	39	10,66	3,6585	32,3095	71,80	36 Navratil, Antonin
26	41	11,21	3,6574	32,2998	71,78	159 Szaszi, Csaba
27	42	11,62	3,6145	31,9202	70,93	169 Muelhbacher, Hubert
28	31	8,61	3,6005	31,7966	70,66	185 Marik, Milan "Kaja"
29	37	10,31	3,5887	31,6931	70,43	48 Wilk, Ivo
30	43	12,01	3,5803	31,6190	70,26	56 Wolfsgruber, Horst
31	43	12,08	3,5596	31,4357	69,86	132 Volesak, Jan
32	45	12,70	3,5433	31,2918	69,54	114 Disslbacher, Stefan
33	39	11,23	3,4728	30,6695	68,15	67 Korecky, Jan
34	40	11,59	3,4513	30,4789	67,73	72 Burzec, Wieslaw
35	39	11,41	3,4181	30,1857	67,08	141 Ecker, Karol
36	39	11,53	3,3825	29,8715	66,38	112 Macoun, Karel
37	31	9,17	3,3806	29,8548	66,34	24 Batek, Jaroslav
38	35	10,39	3,3686	29,7492	66,11	33 Dlouha, Helena
39	39	11,64	3,3505	29,5892	65,75	84 Koukal, Lukas
40	28	8,47	3,3058	29,1942	64,88	60 Kubacek, Petr
41	40	12,35	3,2389	28,6032	63,56	127 Praschinger, Edgar
42	39	12,20	3,1967	28,2310	62,74	52 Kotrous, Pavel
43	42	13,17	3,1891	28,1634	62,59	128 Aigner, Edeltraut
44	38	12,04	3,1561	27,8727	61,94	184 Simek, Frantisek
45	39	12,73	3,0636	27,0557	60,12	23 Vltavsky, Miroslav
46	41	13,52	3,0325	26,7812	59,51	71 Noga, Tadeusz

## STANDARD -- Overall Stage Results

Czech Superleague 2010

Printed srpen 29, 2010 at 15:34



Stage 10 --

	PTS	TIME	HIT FACTOR	STAGE POINTS	STAGE PERCENT	COMPETITOR # Name
47	35	11,57	3,0251	26,7151	59,37	66 Wochnik, Michal
48	31	10,44	2,9693	26,2231	58,27	89 Prostredni, Jan
49	28	9,58	2,9228	25,8116	57,36	158 Batki, Gyorgy
50	44	15,16	2,9024	25,6316	56,96	113 Weissenbacher, Bernhard
51	41	14,16	2,8955	25,5707	56,82	69 Kotva, Karel
52	33	11,61	2,8424	25,1017	55,78	135 Braun, Jurgen
53	39	13,84	2,8179	24,8857	55,30	37 Kasal, Zdenek
54	41	14,94	2,7443	24,2357	53,86	133 Zeman, Marcel
55	34	13,00	2,6154	23,0971	51,33	171 Kirchberger, Werner
56	37	15,12	2,4471	21,6109	48,02	188 Stejskal, Petr
57	28	11,48	2,4390	21,5396	47,87	151 Slunin, Andrej
58	29	11,94	2,4288	21,4494	47,67	68 Cerny, Vaclav
59	24	11,09	2,1641	19,1118	42,47	74 Volhejn, Ladislav
60	27	12,79	2,1110	18,6430	41,43	93 Dabrowski, Juliusz
61	33	17,21	1,9175	16,9338	37,63	92 Svrckova, Vera
62	23	13,21	1,7411	15,3761	34,17	190 Kohn, Miroslav
63	20	13,01	1,5373	13,5761	30,17	161 Stvanova, Marie
64	39	27,13	1,4375	12,6951	28,21	75 Dahlenburg, Hans
65	20	18,71	1,0689	9,4401	20,98	27 Svrcek, Petr
66	10	15,93	0,6277	5,5438	12,32	26 Benes, Stanislav

# PRODUCTION -- Overall Stage Results

Czech Superleague 2010

Printed srpen 29, 2010 at 15:34



## Stage 10 --

	PTS	TIME	HIT FACTOR	STAGE POINTS	STAGE PERCENT	COMPETITOR # Name
1	45	8,33	5,4022	45,0000	100,00	139 Pavlik, Jan
2	41	7,67	5,3455	44,5280	98,95	45 Momcilovic, Ljubisa
3	41	8,07	5,0805	42,3209	94,05	35 Zapletal, Miroslav
4	41	8,20	5,0000	41,6500	92,56	160 Muller, Milos
5	41	8,33	4,9220	41,0000	91,11	146 Heller, Peter
6	43	8,76	4,9087	40,8893	90,87	197 Schmidt, Tino
7	41	8,78	4,6697	38,8986	86,44	22 Smutny, Petr
8	43	9,21	4,6688	38,8914	86,43	58 Stryc, Michael
9	41	8,90	4,6067	38,3742	85,28	162 Sciranka, Martin
10	43	9,43	4,5599	37,9841	84,41	14 Cehelsky, Petr
11	43	9,46	4,5455	37,8636	84,14	173 Vinduska, Vaclav
12	43	9,61	4,4745	37,2726	82,83	20 Marcinek, Pavel
13	39	9,02	4,3237	36,0166	80,04	54 Baminger, Johann
14	39	9,11	4,2810	35,6608	79,25	192 Klekner, Pavel
15	41	9,58	4,2797	35,6503	79,22	97 Svehla ml., Zdenek
16	45	10,53	4,2735	35,5983	79,11	30 Zacek, Milos
17	35	8,46	4,1371	34,4622	76,58	186 Palka, Jan
18	37	9,23	4,0087	33,3922	74,20	155 Altuna, Denis
19	41	10,23	4,0078	33,3851	74,19	187 Mysiak, Stefan
20	39	9,94	3,9235	32,6831	72,63	106 Meichtry, Markus
21	41	10,83	3,7858	31,5355	70,08	164 Sedy, Roman
22	35	9,28	3,7716	31,4170	69,82	148 Hos, Ivan
23	37	9,91	3,7336	31,1009	69,11	183 Kostak, Jan
24	39	10,54	3,7002	30,8226	68,49	95 Kratochvil, Milos
25	35	9,56	3,6611	30,4969	67,77	53 Fellner, Walter
26	37	10,12	3,6561	30,4555	67,68	17 Vomela, Lukas
27	43	12,09	3,5567	29,6270	65,84	179 Nikolaeva, Svetlana
28	37	10,58	3,4972	29,1314	64,74	46 Subasic, Snezana
29	35	10,01	3,4965	29,1259	64,72	108 Reich, Rolf Dieter
30	41	11,78	3,4805	28,9924	64,43	142 Chrastny, Martin
31	37	10,68	3,4644	28,8586	64,13	105 Cermak, Petr
32	43	12,43	3,4594	28,8166	64,04	94 Turkova, Eva
33	35	10,27	3,4080	28,3885	63,09	18 Manolevski, Michael
34	39	11,67	3,3419	27,8380	61,86	109 Ditzler, Roger
35	41	12,31	3,3306	27,7441	61,65	96 Havlicek, Zdenek
36	37	11,12	3,3273	27,7167	61,59	63 Hedrik, Erich
37	37	11,53	3,2090	26,7311	59,40	103 Rataj, Zdenek
38	41	12,78	3,2081	26,7238	59,39	153 Bahensky, Michael
39	37	11,65	3,1760	26,4558	58,79	57 Rehak, Michael
40	41	13,20	3,1061	25,8735	57,50	107 Fricker, Claudia
41	37	12,25	3,0204	25,1600	55,91	136 Eschler, Roland
42	33	11,16	2,9570	24,6317	54,74	193 Bibr, Vlastimil
43	39	13,91	2,8037	23,3551	51,90	176 Andrgeichik, Igor
44	28	10,05	2,7861	23,2080	51,57	123 Novotny, Jiri
45	37	13,73	2,6948	22,4479	49,88	65 Kovarik, Milan
46	35	13,08	2,6758	22,2898	49,53	129 Malach, Miroslav

# PRODUCTION -- Overall Stage Results

Czech Superleague 2010

Printed srpen 29, 2010 at 15:34



Stage 10 --

	PTS	TIME	HIT FACTOR	STAGE POINTS	STAGE PERCENT	COMPETITOR # Name
47	39	14,73	2,6477	22,0550	49,01	104 Pulec, Jan
48	26	10,47	2,4833	20,6858	45,97	174 Ruzin, Alexej
49	22	9,56	2,3013	19,1695	42,60	182 Bindik, Frantisek
50	43	19,06	2,2560	18,7928	41,76	175 Komarov, Petr
51	41	18,65	2,1984	18,3126	40,69	15 Nadvornikova, Petra
52	24	11,60	2,0690	17,2345	38,30	163 Petkova, Kristina
53	26	12,78	2,0344	16,9468	37,66	120 Dvorak, Marian
54	23	11,90	1,9328	16,1000	35,78	150 Kysela, Milos
55	14	11,76	1,1905	9,9167	22,04	62 Jires, Pavel

# MODIFIED -- Overall Stage Results

Czech Superleague 2010

Printed srpen 29, 2010 at 15:34



## Stage 10 --

	PTS	TIME	HIT FACTOR	STAGE POINTS	STAGE PERCENT	COMPETITOR # Name
1	43	8,01	5,3683	45,0000	100,00	5 Henes, Zdenek
2	44	8,81	4,9943	41,8652	93,03	7 Novak, Lubor
3	43	8,75	4,9143	41,1943	91,54	2 Sustr, Milos
4	40	8,31	4,8135	40,3493	89,67	8 Horinek, Milos
5	42	8,84	4,7511	39,8266	88,50	50 Zverina, David
6	43	9,16	4,6943	39,3504	87,45	137 Novotny, Marek
7	43	9,84	4,3699	36,6311	81,40	181 Sery, Jiri
8	43	11,08	3,8809	32,5316	72,29	83 Dadak, Pavel
9	42	11,39	3,6874	30,9102	68,69	11 Plzak, Jiri
10	33	9,06	3,6424	30,5325	67,85	59 Mikula, Jakub
11	34	9,44	3,6017	30,1914	67,09	1 Heglas, Jakub
12	45	12,50	3,6000	30,1772	67,06	12 Henes, Zdenek Sen.
13	28	8,88	3,1532	26,4315	58,74	4 Helan, Vit
14	20	11,63	1,7197	14,4154	32,03	42 Dranko, David
15	9	11,39	0,7902	6,6236	14,72	165 Rehberger, Ivo

# REVOLVER (STANDARD) -- Overall Stage Results

Czech Superleague 2010

Printed srpen 29, 2010 at 15:34




Stage 10 --

	PTS	TIME	HIT FACTOR	STAGE POINTS	STAGE PERCENT	COMPETITOR # Name
1	43	11,73	3,6658	45,0000	100,00	9 Nemecek, Zdenek
2	40	11,68	3,4247	42,0397	93,42	21 Kolar, Milan
3	44	13,62	3,2305	39,6568	88,13	101 Ladic, Tibor
4	42	14,42	2,9126	35,7541	79,45	10 Rossl, Karel
5	39	13,60	2,8676	35,2020	78,23	117 Safranek, Lumir
6	38	14,59	2,6045	31,9720	71,05	88 Habrdle st., Oto
7	42	17,28	2,4306	29,8365	66,30	70 Potuckova, Ludmila

# OPEN -- Overall Stage Results

Czech Superleague 2010

Printed srpen 29, 2010 at 15:34



## Stage 11 --

	PTS	TIME	HIT FACTOR	STAGE POINTS	STAGE PERCENT	COMPETITOR # Name
1	148	21,91	6,7549	150,0000	100,00	82 Havlicek, Miroslav
2	149	23,28	6,4003	142,1265	94,75	149 Schneider, Patrik
3	148	24,29	6,0930	135,3026	90,20	40 Kamenicek, Miroslav
4	147	25,32	5,8057	128,9216	85,95	118 Schneider, Franz
5	143	25,35	5,6410	125,2651	83,51	119 Thurner, Helmut
6	148	26,27	5,6338	125,1047	83,40	47 Horejsi, Lenka
7	138	24,52	5,6281	124,9771	83,32	124 Kraushofer, Roland
8	141	25,90	5,4440	120,8902	80,59	34 Sebo, Robin
9	146	27,52	5,3052	117,8084	78,54	125 Kraushofer, Gabriele
10	148	28,03	5,2801	117,2494	78,17	180 Sera, Martina
11	145	28,55	5,0788	112,7804	75,19	147 Heller, Jessey
12	148	30,29	4,8861	108,5012	72,33	3 Sustrova, Katerina
13	142	30,64	4,6345	102,9133	68,61	131 Schoberl, Andreas
14	150	33,11	4,5304	100,6014	67,07	61 Polivka, Vladimir
15	120	27,20	4,4118	97,9680	65,31	194 Rataj, Jan
16	110	31,74	3,4657	76,9587	51,31	130 Heimerdinger, Steffen
17	119	37,36	3,1852	70,7314	47,15	140 Cislak, Miroslav
18	143	50,63	2,8244	62,7191	41,81	76 Smollich, Dieter

## STANDARD -- Overall Stage Results

Czech Superleague 2010

Printed srpen 29, 2010 at 15:34



## Stage 11 --

	PTS	TIME	HIT FACTOR	STAGE POINTS	STAGE PERCENT	COMPETITOR # Name
1	145	26,01	5,5748	150,0000	100,00	6 Vaclavik, Jaroslav
2	130	24,09	5,3964	145,2012	96,80	55 Hoermanseder, Klaus
3	147	27,81	5,2859	142,2263	94,82	43 Liehne, Zdenek
4	148	29,72	4,9798	133,9913	89,33	151 Slunin, Andrej
5	138	28,08	4,9145	132,2347	88,16	81 Liehne, Jan
6	147	29,92	4,9131	132,1963	88,13	73 Koblasa, Bohumil
7	148	30,15	4,9088	132,0803	88,05	102 Kobic, Jan
8	143	29,55	4,8393	130,2093	86,81	158 Batki, Gyorgy
9	145	30,06	4,8237	129,7904	86,53	168 Cieselski, Marcin
10	148	31,05	4,7665	128,2519	85,50	87 Podlesak, Roman
11	150	32,45	4,6225	124,3770	82,92	80 Liehne, Irena
12	148	32,06	4,6163	124,2115	82,81	141 Ecker, Karol
13	142	30,87	4,5999	123,7700	82,51	60 Kubacek, Petr
14	146	32,46	4,4978	121,0230	80,68	110 Dvorak, Petr
15	144	32,50	4,4308	119,2183	79,48	13 Kunovsky, Lukas
16	142	32,08	4,4264	119,1016	79,40	33 Dlouha, Helena
17	143	32,57	4,3905	118,1359	78,76	171 Kirchberger, Werner
18	145	33,10	4,3807	117,8701	78,58	159 Szaszi, Csaba
19	146	33,34	4,3791	117,8286	78,55	127 Praschinger, Edgar
20	136	31,57	4,3079	115,9119	77,27	185 Marik, Milan "Kaja"
21	145	34,18	4,2422	114,1457	76,10	39 Sochan, Jiri
22	143	34,51	4,1437	111,4948	74,33	135 Braun, Jurgen
23	144	35,50	4,0563	109,1435	72,76	152 Pustka, Tomas
24	143	35,70	4,0056	107,7783	71,85	86 Lisy, Radovan
25	144	36,04	3,9956	107,5081	71,67	74 Volhejn, Ladislav
26	144	36,05	3,9945	107,4783	71,65	190 Kohn, Miroslav
27	140	35,19	3,9784	107,0465	71,36	90 Prostedni, Jakub
28	132	33,30	3,9640	106,6580	71,11	49 Horejsi, Michaela
29	146	37,12	3,9332	105,8299	70,55	191 Gaweda, Boguslaw
30	142	36,84	3,8545	103,7128	69,14	98 Svehla st., Zdenek
31	143	37,36	3,8276	102,9895	68,66	29 Broz, Jiri
32	144	37,73	3,8166	102,6926	68,46	67 Korecky, Jan
33	146	38,29	3,8130	102,5962	68,40	112 Macoun, Karel
34	134	35,46	3,7789	101,6786	67,79	23 Vltavsky, Miroslav
35	142	37,72	3,7646	101,2932	67,53	189 Grohol, Radim
36	140	37,25	3,7584	101,1266	67,42	89 Prostedni, Jan
37	148	39,86	3,7130	99,9052	66,60	93 Dabrowski, Juliusz
38	136	36,86	3,6896	99,2767	66,18	126 Aigner, Michael
39	144	39,25	3,6688	98,7157	65,81	25 Zakostecky, Frantisek
40	139	38,66	3,5954	96,7423	64,49	184 Simek, Frantisek
41	146	41,01	3,5601	95,7914	63,86	169 Muelhbacher, Hubert
42	136	38,35	3,5463	95,4195	63,61	16 Nadvornik, Milan
43	138	39,92	3,4569	93,0148	62,01	133 Zeman, Marcel
44	147	43,02	3,4170	91,9413	61,29	68 Cerny, Vaclav
45	138	41,67	3,3117	89,1085	59,41	188 Stejskal, Petr
46	138	42,04	3,2826	88,3243	58,88	56 Wolfsguber, Horst

# STANDARD -- Overall Stage Results

Czech Superleague 2010

Printed srpen 29, 2010 at 15:34



## Stage 11 --

	PTS	TIME	HIT FACTOR	STAGE POINTS	STAGE PERCENT	COMPETITOR # Name
47	134	41,39	3,2375	87,1110	58,07	84 Koukal, Lukas
48	146	45,59	3,2025	86,1682	57,45	128 Aigner, Edeltraut
49	144	45,19	3,1865	85,7401	57,16	71 Noga, Tadeusz
50	129	40,68	3,1711	85,3242	56,88	132 Volesak, Jan
51	119	39,48	3,0142	81,1023	54,07	72 Burzec, Wieslaw
52	125	42,34	2,9523	79,4370	52,96	36 Navratil, Antonin
53	146	49,95	2,9229	78,6468	52,43	91 Kotek, Jiri
54	149	54,08	2,7552	74,1333	49,42	113 Weissenbacher, Bernhard
55	102	38,14	2,6744	71,9587	47,97	66 Wochnik, Michal
56	131	50,61	2,5884	69,6464	46,43	114 Disslbacher, Stefan
57	104	41,29	2,5188	67,7723	45,18	48 Wilk, Ivo
58	119	47,28	2,5169	67,7225	45,15	69 Kotva, Karel
59	89	36,11	2,4647	66,3172	44,21	24 Batek, Jaroslav
60	146	60,01	2,4329	65,4625	43,64	27 Svrcek, Petr
61	125	56,94	2,1953	59,0685	39,38	37 Kasal, Zdenek
62	140	76,91	1,8203	48,9789	32,65	92 Svrckova, Vera
63	127	74,53	1,7040	45,8497	30,57	52 Kotrous, Pavel
64	146	101,56	1,4376	38,6806	25,79	75 Dahlenburg, Hans
65	81	71,17	1,1381	30,6233	20,42	161 Stvanova, Marie
66	0	17,51	0,0000	0,0000	0,00	26 Benes, Stanislav

# PRODUCTION -- Overall Stage Results

Czech Superleague 2010

Printed srpen 29, 2010 at 15:34



Stage 11 --

	PTS	TIME	HIT FACTOR	STAGE POINTS	STAGE PERCENT	COMPETITOR # Name
1	140	25,82	5,4222	150,0000	100,00	45 Momcilovic, Ljubisa
2	138	25,88	5,3323	147,5144	98,34	35 Zapletal, Miroslav
3	148	27,98	5,2895	146,3300	97,55	186 Palka, Jan
4	146	27,62	5,2860	146,2341	97,49	155 Altuna, Denis
5	148	28,22	5,2445	145,0856	96,72	197 Schmidt, Tino
6	140	26,75	5,2336	144,7850	96,52	173 Vinduska, Vaclav
7	148	28,43	5,2058	144,0139	96,01	148 Hos, Ivan
8	146	28,99	5,0362	139,3234	92,88	58 Stryc, Michael
9	148	29,55	5,0085	138,5555	92,37	160 Muller, Milos
10	140	28,93	4,8393	133,8749	89,25	187 Mysiak, Stefan
11	146	30,45	4,7947	132,6432	88,43	162 Sciranka, Martin
12	144	30,14	4,7777	132,1718	88,11	97 Svehla ml., Zdenek
13	144	30,47	4,7260	130,7403	87,16	164 Sedy, Roman
14	146	31,09	4,6960	129,9127	86,61	146 Heller, Peter
15	148	31,61	4,6821	129,5259	86,35	182 Bindik, Frantisek
16	148	31,65	4,6761	129,3622	86,24	22 Smutny, Petr
17	136	29,28	4,6448	128,4953	85,66	142 Chrastny, Martin
18	146	31,81	4,5898	126,9722	84,65	20 Marcinek, Pavel
19	138	30,68	4,4980	124,4352	82,96	163 Petkova, Kristina
20	146	32,99	4,4256	122,4306	81,62	139 Pavlik, Jan
21	142	32,53	4,3652	120,7602	80,51	108 Reich, Rolf Dieter
22	146	33,95	4,3004	118,9687	79,31	183 Kostak, Jan
23	140	32,58	4,2971	118,8766	79,25	53 Fellner, Walter
24	144	33,52	4,2959	118,8442	79,23	95 Kratochvil, Milos
25	144	33,65	4,2793	118,3850	78,92	105 Cermak, Petr
26	144	34,11	4,2216	116,7885	77,86	106 Meichtry, Markus
27	142	33,64	4,2212	116,7755	77,85	57 Rehak, Michael
28	142	34,42	4,1255	114,1292	76,09	109 Ditzler, Roger
29	144	35,55	4,0506	112,0579	74,71	54 Baminger, Johann
30	142	35,34	4,0181	111,1581	74,11	123 Novotny, Jiri
31	138	34,73	3,9735	109,9243	73,28	30 Zacek, Milos
32	146	36,89	3,9577	109,4873	72,99	14 Cehelsky, Petr
33	114	29,41	3,8762	107,2332	71,49	192 Klekner, Pavel
34	132	34,52	3,8239	105,7846	70,52	94 Turkova, Eva
35	144	37,99	3,7905	104,8607	69,91	18 Manolevski, Michael
36	140	38,16	3,6688	101,4937	67,66	17 Vomela, Lukas
37	142	40,51	3,5053	96,9718	64,65	46 Subasic, Snezana
38	148	42,97	3,4443	95,2831	63,52	153 Bahensky, Michael
39	140	40,68	3,4415	95,2065	63,47	179 Nikolaeva, Svetlana
40	125	38,55	3,2425	89,7026	59,80	120 Dvorak, Marian
41	146	48,73	2,9961	82,8850	55,26	150 Kysela, Milos
42	127	42,43	2,9932	82,8038	55,20	63 Hedrik, Erich
43	133	44,59	2,9827	82,5151	55,01	107 Fricker, Claudia
44	142	47,85	2,9676	82,0967	54,73	174 Ruzin, Alexej
45	144	48,62	2,9617	81,9345	54,62	96 Havlicek, Zdenek
46	146	49,77	2,9335	81,1530	54,10	62 Jires, Pavel

# PRODUCTION -- Overall Stage Results

Czech Superleague 2010

Printed srpen 29, 2010 at 15:34



Stage 11 --

	PTS	TIME	HIT FACTOR	STAGE POINTS	STAGE PERCENT	COMPETITOR # Name
47	140	47,77	2,9307	81,0760	54,05	65 Kovarik, Milan
48	133	51,14	2,6007	71,9466	47,96	176 Andrgeichik, Igor
49	136	52,73	2,5792	71,3511	47,57	104 Pulec, Jan
50	132	53,04	2,4887	68,8478	45,90	15 Nadvornikova, Petra
51	131	54,53	2,4023	66,4592	44,31	136 Eschler, Roland
52	110	46,62	2,3595	65,2739	43,52	103 Rataj, Zdenek
53	140	60,58	2,3110	63,9320	42,62	193 Bibr, Vlastimil
54	113	50,25	2,2488	62,2102	41,47	129 Malach, Miroslav
55	133	72,51	1,8342	50,7427	33,83	175 Komarov, Petr

# MODIFIED -- Overall Stage Results

Czech Superleague 2010

Printed srpen 29, 2010 at 15:34




Stage 11 --

	PTS	TIME	HIT FACTOR	STAGE POINTS	STAGE PERCENT	COMPETITOR # Name
1	146	24,25	6,0206	150,0000	100,00	5 Henes, Zdenek
2	146	26,08	5,5982	139,4747	92,98	4 Helan, Vit
3	146	27,54	5,3014	132,0806	88,05	181 Sery, Jiri
4	146	28,41	5,1390	128,0359	85,36	8 Horinek, Milos
5	146	29,30	4,9829	124,1468	82,76	59 Mikula, Jakub
6	126	25,77	4,8894	121,8165	81,21	137 Novotny, Marek
7	148	30,38	4,8716	121,3736	80,92	50 Zverina, David
8	130	26,88	4,8363	120,4937	80,33	2 Sustr, Milos
9	144	30,60	4,7059	117,2442	78,16	1 Heglas, Jakub
10	148	33,02	4,4821	111,6696	74,45	83 Dadak, Pavel
11	145	35,24	4,1146	102,5138	68,34	11 Plzak, Jiri
12	142	35,75	3,9720	98,9606	65,97	7 Novak, Lubor
13	149	39,69	3,7541	93,5310	62,35	12 Henes, Zdenek Sen.
14	136	38,79	3,5061	87,3513	58,23	165 Rehberger, Ivo
15	143	42,37	3,3750	84,0868	56,06	42 Dranko, David

# REVOLVER (STANDARD) -- Overall Stage Results

Czech Superleague 2010

Printed srpen 29, 2010 at 15:34



Stage 11 --

	PTS	TIME	HIT FACTOR	STAGE POINTS	STAGE PERCENT	COMPETITOR # Name
1	146	37,54	3,8892	150,0000	100,00	101 Ladic, Tibor
2	142	38,09	3,7280	143,7838	95,86	21 Kolar, Milan
3	148	41,45	3,5706	137,7114	91,81	9 Nemecek, Zdenek
4	143	41,60	3,4375	132,5792	88,39	117 Safranek, Lumir
5	140	46,28	3,0251	116,6722	77,78	10 Rossl, Karel
6	143	52,09	2,7452	105,8801	70,59	88 Habrdle st., Oto
7	147	62,04	2,3694	91,3857	60,92	70 Potuckova, Ludmila



Disqualified Shooters

No.   Name

---

172   De Fant, Jiri